



# ST. JOSEPH'S DEGREE & PG COLLEGE

Autonomous, Affiliated to Osmania University  
Re-accredited by NAAC (3<sup>rd</sup> Cycle)  
King Koti Road, Hyderabad

Ref no: SJC/14-11-2024/01/33

Date: 14/11/2024

## FACULTY NOTICE

This is to inform all the faculty that IQAC is organizing a National Webinar on NIRF Rankings: Understanding Parameters & Strategies for Improvement on 18<sup>th</sup> November 2024 at 5.00 pm all the faculty are instructed to join the webinar using the following link:<https://meet.google.com/wqo-cesa-ont>



*Anthony Sagayaraja*  
14/11/24  
Rev. Fr. Anthony Sagayaraja  
Principal

ST. JOSEPH'S DEGREE & P.G. COLLEGE  
King Koti Road, HYDERABAD-29



Xavier Board  
of  
Higher Education in India



# ST. JOSEPH'S DEGREE & PG COLLEGE

IQAC in Collaboration with Xavier Board  
Organizes a

**NATIONAL WEBINAR**

**ON**

**NIRF RANKINGS : UNDERSTANDING PARAMETERS &  
STRATEGIES FOR IMPROVEMENT**



Resource Person

**Dr. L S Sridhar**

IQAC coordinator  
St. Joseph's College of  
Commerce (Autonomous)  
Bengaluru – 560 025.



**18 November, 2024**




**05:00 PM – 06:30 PM**

**Principal**

**Rev. Fr. Anthony Sagayaraja**

**Corresepondent**

**Rev. Fr. K. Marreddy**



# ST. JOSEPH'S DEGREE & PG COLLEGE

(Autonomous) - Affiliated to Osmania University

Re-accredited by NAAC (3<sup>rd</sup> Cycle)

Basheerbagh, King Koti Road, Hyderabad – 29

## Report on the National Webinar on NIRF Rankings Understanding Parameters & Strategies for Improvement

**Date:** 18th November 2024

**Time:** 5:00 PM to 7:20 PM

**Organized by:** St. Joseph's Degree & PG College, Hyderabad

**In collaboration with:** Xavier Board of Higher Educational Institutions, India

St. Joseph's Degree & PG College, Hyderabad, in collaboration with the Xavier Board of Higher Educational Institutions, successfully conducted a national webinar on "**NIRF Rankings: Understanding Parameters & Strategies for Improvement**" on 18th November 2024. The webinar witnessed a tremendous response with **427 participants** representing **72 colleges from 18 states** across India.

The session commenced with a prayer led by **Rev. Fr. Anthony Sagayaraj**, Principal of St. Joseph's Degree & PG College. This was followed by the opening remarks by **Mrs. G. Sunitha**, IQAC Coordinator, who emphasized the growing significance of NIRF rankings as a benchmark for assessing the quality and credibility of educational institutions. She also introduced the esteemed resource person for the session, **Dr. L. Sridhar**, Associate Professor and IQAC Coordinator, St. Joseph's College of Commerce (Autonomous), Bengaluru to all the participants.

In his engaging and comprehensive presentation, Dr. Sridhar elucidated the following:

- The **concept and purpose** of NIRF rankings.
- Various **categories** under which institutions are ranked.
- Detailed **parameters** and their respective metrics, including the weightages used to calculate rankings.
- **Strategies** for improving rankings parameter-wise, along with practical tips.
- Analysis of **previous years' performance** of various colleges, highlighting how scores under different parameters impacted overall rankings over the past three years.

Dr. Sridhar's session was highly insightful and well-received by the participants, as it provided actionable insights into improving institutional rankings and fostering quality enhancement. The session is followed by the Q & A session. Dr. Sridhar clarified the doubts of the participants .





Following the Q & A session , **Dr. Sr. Deepthi**, UFS , Secretary general of the Xavier Board of Higher Educational Institutions, addressed the gathering. She commended the IQAC team of the host college for organizing the event and encouraged other member institutions to initiate similar webinars to benefit all Xavier Board colleges.

The formal **vote of thanks** was delivered by **Prof. R. Anitha**, COE, acknowledging the resource person, participants, ,organizing team and the technical support team for making the webinar a grand success.

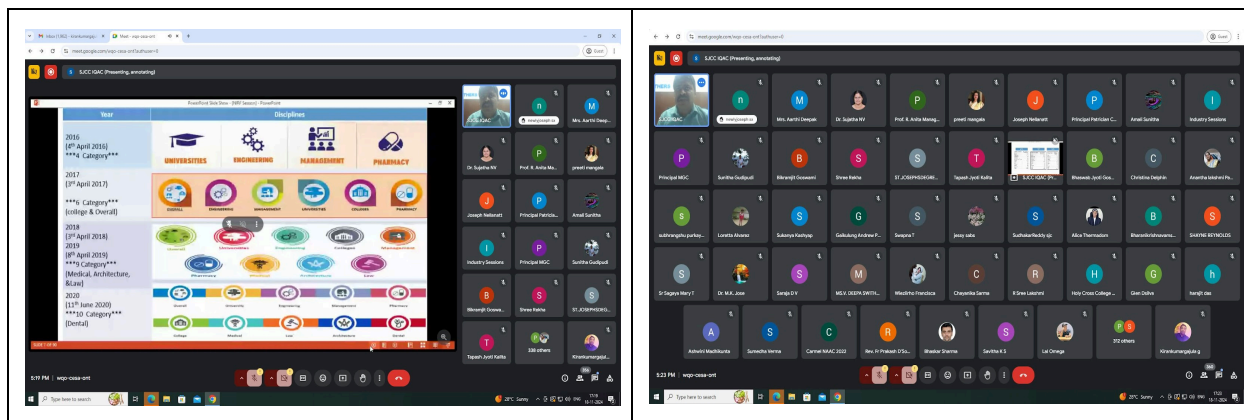
The session concluded on a positive note, with participants expressing their appreciation for the informative and engaging session. The webinar marked a significant step toward enhancing awareness and understanding of NIRF parameters among Xavier Board institutions.

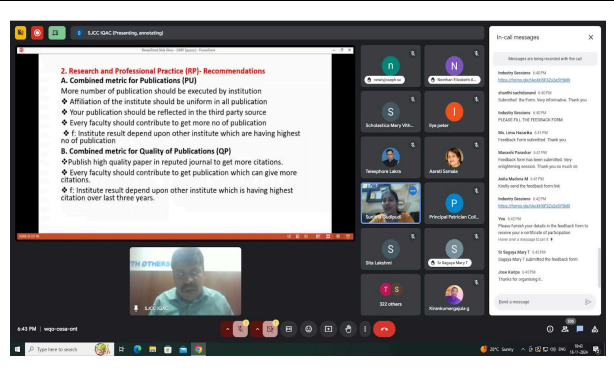
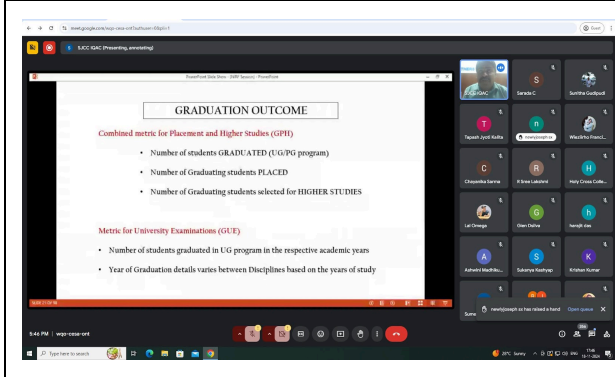
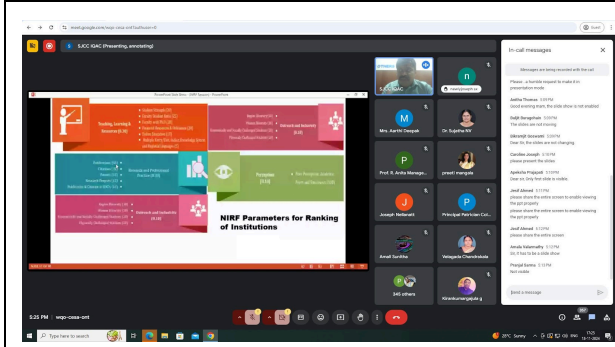
### Key Highlights:

- **Total participants: 427**
- **States represented: 18**
- **Colleges: 72**

Feedback was collected through a Google Form at the end of the webinar, with 363 participants sharing their satisfaction and requesting access to the webinar presentation. E-certificates of participation will be issued to all attendees.

The national webinar was a resounding success and showcased the collaborative spirit of Xavier Board institutions in fostering quality education.





*Sunitha* 22/11/24.  
**Mrs. G. Sunitha**  
**IQAC Coordinator**  
**IQAC Co-Ordinator**  
**St. Joseph's Degree & PG College**  
**King Koti, Hyderabad -29**



*Anthony Sagayaraja* 22/11/24  
**Rev. Fr. Anthony Sagayaraja**  
**Principal**  
**Principal**  
**ST. JOSEPH'S DEGREE & P.G. COLLEGE**  
**King Koti Road, HYDERABAD-29**

## Google Meet Attendance Tracking Report

Meeting Name: wqo-cesa-ont

Date: 18-Nov-2024

Attendance Tracking Started At : 5:53:21 PM  
 Attendance Tracking Stopped At : 7:20:26 PM  
 Total Number of people Attended : 427  
 Total Meeting Duration : 1 hr 26 min 28s

### Detailed Attendance Report

[Apply filter](#)

Number Of People Attended More Than 65% Of Meeting: 289

Number Of People Attended Less Than 65% Of Meeting: 138

| S.No | Participant Name   | Attended Duration | Attended Percentage |
|------|--------------------|-------------------|---------------------|
| 1    | AARATI SAMALA      | 53 min 59s        | 63%                 |
| 2    | ABDUR RASHID AHMED | 52 min 31s        | 61%                 |
| 3    | ABYSON SCARIA      | 52 min 52s        | 62%                 |
| 4    | ADITYA             | 1 hr 26 min 28s   | 100%                |
| 5    | AFRIN MAZID        | 1 hr 24 min 24s   | 98%                 |
| 6    | AIBANJOP PYNGROPE  | 1 hr 3 min 29s    | 74%                 |
| 7    | AKUNG NEWMAI       | 1 hr 26 min 28s   | 100%                |
| 8    | ALEXY BHOWMICK     | 1 hr 25 min 16s   | 99%                 |
| 9    | ALICE THERMADOM    | 53 min 1s         | 62%                 |
| 10   | AMAL DEV SARMA     | 1 hr 26 min 28s   | 100%                |
| 11   | AMALA VALARMATHY   | 1 hr 25 min 17s   | 99%                 |
| 12   | AMALARATHINAM A    | 1 hr 19 min 54s   | 93%                 |
| 13   | AMALI SUNITHA      | 16 min 11s        | 19%                 |
| 14   | AMJAD ALI KHAN     | 1 hr 26 min 26s   | 100%                |
| 15   | AMRITA             | 1 hr 1 min 24s    | 72%                 |

| S.No | Participant Name      | Attended Duration | Attended Percentage |
|------|-----------------------|-------------------|---------------------|
| 16   | AMRITA DASGUPTA       | 57 min 38s        | 67%                 |
| 17   | AMTHUL FATHIMA        | 1 hr 26 min 28s   | 100%                |
| 18   | ANAGHA JOY            | 1 hr 16 min 34s   | 89%                 |
| 19   | ANANTHA LAKSHMI       | 1 hr 26 min 28s   | 100%                |
| 20   | ANANTHA LAKSHMI PADMA | 23 min 9s         | 27%                 |
| 21   | ANANTHA LAXMI20       | 1 hr 2 min 54s    | 73%                 |
| 22   | ANASTASIA HERAANG     | 1 hr 12 min 22s   | 84%                 |
| 23   | ANITA MADONA M        | 39 min 33s        | 46%                 |
| 24   | ANITHA PERIS          | 1 hr 26 min 28s   | 100%                |
| 25   | ANITHA S              | 57 min 3s         | 66%                 |
| 26   | ANITHA THOMAS         | 1 hr 26 min 27s   | 100%                |
| 27   | ANNPHILOMINA TOPPO    | 1 hr 7 min 14s    | 78%                 |
| 28   | ANSA                  | 33 min 9s         | 39%                 |
| 29   | ANSAALPHONSA SX       | 48 min 35s        | 57%                 |
| 30   | ANTHWAR VIDYA         | 1 hr 12 min 10s   | 84%                 |
| 31   | ANURADHA GOSWAMI      | 1 hr 7 min 59s    | 79%                 |
| 32   | ANURADHA MEDA         | 1 hr 26 min 3s    | 100%                |
| 33   | APARNA RAJHANS        | 1 hr 17 min 13s   | 90%                 |
| 34   | APEKSHA PRAJAPATI     | 1 hr 13 min 50s   | 86%                 |
| 35   | ARC                   | 33 min 41s        | 39%                 |
| 36   | ARUP JYOTI BORAH      | 25 min 4s         | 29%                 |
| 37   | ASHWINI MADHIKUNTA    | 1 hr 14 min 44s   | 87%                 |
| 38   | ASMITHA SJC           | 1 hr 24 min 26s   | 98%                 |
| 39   | ASRABEGUM SJC         | 1 hr 26 min 28s   | 100%                |
| 40   | ATHILAKSHMI S         | 44 min 26s        | 52%                 |
| 41   | AUGUSTUS EKKA         | 43 min 31s        | 51%                 |

| S.No | Participant Name                   | Attended Duration | Attended Percentage |
|------|------------------------------------|-------------------|---------------------|
| 42   | AUXILIA MARY A                     | 49 min 55s        | 58%                 |
| 43   | AVANTHIKA P                        | 1 hr 16 min 41s   | 89%                 |
| 44   | AVILA CONVENT                      | 2 min 29s         | 3%                  |
| 45   | BEULAH SURESH                      | 1 hr 26 min 28s   | 100%                |
| 46   | BHANU PRAKASH SHARMA               | 12 min 47s        | 15%                 |
| 47   | BHARANIKRISHNAVAMSI SJC            | 1 hr 25 min 32s   | 99%                 |
| 48   | BHARATHI                           | 41 min 20s        | 48%                 |
| 49   | BHASKAR SHARMA                     | 1 hr 25 min 26s   | 99%                 |
| 50   | BHASWAB JYOTI GOSWAMI              | 1 hr 8 min 21s    | 80%                 |
| 51   | BHUSHANAVATHI PEKETI BHUSHANAVATHI | 13 min 16s        | 16%                 |
| 52   | BIKRAMJIT GOSWAMI                  | 1 hr 22 min 37s   | 96%                 |
| 53   | BINDU MS                           | 1 hr 26 min 24s   | 100%                |
| 54   | BULJIT BURAGOHAJIN                 | 1 hr 24 min 8s    | 98%                 |
| 55   | BURAGADDA SAISUDHA                 | 1 hr 26 min 6s    | 100%                |
| 56   | CARMEL NAAC 2022                   | 1 hr 22 min 38s   | 96%                 |
| 57   | CHANDRAKALA V                      | 1 hr 26 min 28s   | 100%                |
| 58   | CHANDRODAYA SAS                    | 34 min 10s        | 40%                 |
| 59   | CHARULATHA RAJKUMAR                | 1 hr 21 min 6s    | 94%                 |
| 60   | CHAYANIKA SARMA                    | 39 min 18s        | 46%                 |
| 61   | CHINUMANI _CHOUDHURY               | 1 hr 24 min 56s   | 99%                 |
| 62   | CHRIST IQAC DOCUMENTS              | 49 min 1s         | 57%                 |
| 63   | CHRISTINA DELPHIN                  | 42 min 47s        | 50%                 |
| 64   | D. GEETHA REDDY                    | 24 min 16s        | 29%                 |
| 65   | D. KIRAN PRIYADARSHINI             | 1 hr 18 min 55s   | 92%                 |
| 66   | DEBORA M                           | 1 hr 26 min 28s   | 100%                |
| 67   | DEEPA R                            | 1 hr 3 min 12s    | 74%                 |



| S.No | Participant Name                                    | Attended Duration | Attended Percentage |
|------|---|-------------------|---------------------|
| 68   | DEEPTHI JOSE  | 1 hr 22 min 42s   | 96%                 |
| 69   | DENIS VAZ   | 1 hr 25 min 19s   | 99%                 |
| 70   | DHANALAKSHMI SJC                                    | 1 hr 26 min 28s   | 100%                |
| 71   | DHARANI R   | 36 min 39s        | 43%                 |
| 72   | DIMPI GOGOI   | 20 min 8s         | 24%                 |
| 73   | DIRECTOR, IQAC SXC                                  | 35 min 56s        | 42%                 |
| 74   | DOLLY BANERJEE                                      | 1 hr 26 min 28s   | 100%                |
| 75   | DOMINIC SEIMINLAL MATE                              | 1 hr 2 min 6s     | 72%                 |
| 76   | DOROTHY PUSHPARANI                                  | 1 hr 0 min 35s    | 71%                 |
| 77   | DR PAWLIN VASANTHI JOSEPH NIRMALA COLLEGE FOR WOMEN | 42 min 30s        | 50%                 |
| 78   | DR SATYABROTA KUNDU                                 | 1 hr 25 min 23s   | 99%                 |
| 79   | DR SMITHA GEORGE                                    | 9 min 16s         | 11%                 |
| 80   | DR SUDHA  | 13 min 20s        | 16%                 |
| 81   | DR SUPRIYA M  | 8 min 32s         | 10%                 |
| 82   | DR. ABHIJIT BORA                                    | 1 hr 15 min 12s   | 87%                 |
| 83   | DR. ALICE ESTHER DAVID ECONOMICS                    | 4 min 36s         | 6%                  |
| 84   | DR. BASANTI CHINTAPALLI BOTANY                      | 1 hr 26 min 11s   | 100%                |
| 85   | DR. BHAWNA SINHA                                    | 1 hr 22 min 46s   | 96%                 |
| 86   | DR. BINCY JOHN                                      | 0 min 56s         | 2%                  |
| 87   | DR. E. HELENA JOHN                                  | 1 hr 10 min 39s   | 82%                 |
| 88   | DR. E.HARINI ST JOSEPH'S VIZAG                      | 58 min 58s        | 69%                 |
| 89   | DR. GEETHA R  | 17 min 54s        | 21%                 |
| 90   | DR. J. JESINTHA ROSLINE                             | 1 hr 25 min 7s    | 99%                 |
| 91   | DR. JYOTHIS THOMAS                                  | 33 min 0s         | 39%                 |
| 92   | DR. KANCHANA BIOCHEMISTRY                           | 40 min 16s        | 47%                 |
| 93   | DR. LAVANYA MOGILISETTI                             | 1 hr 18 min 23s   | 91%                 |

| S.No | Participant Name                                 | Attended Duration | Attended Percentage |
|------|--|-------------------|---------------------|
| 94   | DR. M V ALAGESAN                                 | 1 hr 26 min 3s    | 100%                |
| 95   | DR. M. TAMILSELVI HISTORY                        | 1 hr 25 min 21s   | 99%                 |
| 96   | DR. M.K. JOSE                                    | 1 hr 19 min 41s   | 93%                 |
| 97   | DR. PARICHITA R C                                | 40 min 48s        | 48%                 |
| 98   | DR. R. SAKTHESWARI                               | 37 min 39s        | 44%                 |
| 99   | DR. REEMA ORISON LOBO                            | 1 hr 26 min 14s   | 100%                |
| 100  | DR. REENA GEORGE                                 | 1 hr 26 min 23s   | 100%                |
| 101  | DR. REVATHI S BOTANY                             | 1 hr 22 min 39s   | 96%                 |
| 102  | DR. ROSE LEENA THOMAS                            | 15 min 58s        | 19%                 |
| 103  | DR. S.R. SANJEEV                                 | 52 min 31s        | 61%                 |
| 104  | DR. SARIKA SIVAKUMAR                             | 1 hr 22 min 38s   | 96%                 |
| 105  | DR. SUJATHA NV                                   | 1 hr 22 min 38s   | 96%                 |
| 106  | DR. TEJI K. T. MORNING STAR HOME SCIENCE COLLEGE | 33 min 32s        | 39%                 |
| 107  | DR. USHA PRAVEENA V J PHYSICS                    | 1 hr 25 min 20s   | 99%                 |
| 108  | DR. V. GAYATRI MICROBIOLOGY                      | 1 hr 25 min 20s   | 99%                 |
| 109  | DR. VANDANA ARAVINDAN                            | 1 hr 4 min 56s    | 76%                 |
| 110  | DR. VIJI CS                                      | 1 hr 25 min 58s   | 100%                |
| 111  | DR. Y.SUCHARITA MUTHYAM                          | 1 hr 5 min 8s     | 76%                 |
| 112  | DR.(SR.) SHYJI.P.D.                              | 1 hr 6 min 36s    | 78%                 |
| 113  | DR.B.ARUNA MICROBIOLOGY                          | 1 hr 21 min 6s    | 94%                 |
| 114  | DR.B.SERENA MARGARET                             | 1 hr 26 min 28s   | 100%                |
| 115  | DR.R.KALAIVANI SRINIVASAN                        | 1 hr 19 min 50s   | 93%                 |
| 116  | DRMODUMPALLISAMPATH SJC                          | 1 hr 26 min 28s   | 100%                |
| 117  | EDUCATION HOD                                    | 53 min 39s        | 63%                 |
| 118  | ELSAMMA CHERIAN                                  | 1 hr 10 min 53s   | 82%                 |
| 119  | FOLENTIA KAMAL                                   | 1 hr 11 min 6s    | 83%                 |

| S.No | Participant Name        | Attended Duration | Attended Percentage |
|------|-------------------------|-------------------|---------------------|
| 120  | FR DR L JOJI REDDY SJ   | 1 hr 22 min 22s   | 96%                 |
| 121  | FRANCIS ASSISI          | 41 min 0s         | 48%                 |
| 122  | GABRIEL KHONGSAI        | 1 hr 15 min 51s   | 88%                 |
| 123  | GAIKULUNG ANDREW PANMEI | 1 hr 23 min 1s    | 97%                 |
| 124  | GANESH ANAND SJC        | 1 hr 9 min 53s    | 81%                 |
| 125  | GANGA V                 | 1 hr 23 min 20s   | 97%                 |
| 126  | GAYATHRI S              | 1 hr 25 min 34s   | 99%                 |
| 127  | GEETA KUMARI            | 19 min 44s        | 23%                 |
| 128  | GEETHANJALI Y           | 1 hr 25 min 41s   | 100%                |
| 129  | GEORGETOM VARGHESE      | 1 hr 13 min 36s   | 86%                 |
| 130  | GITU DAS                | 41 min 51s        | 49%                 |
| 131  | GLEN DSILVA             | 1 hr 25 min 25s   | 99%                 |
| 132  | GOKUL C                 | 37 min 0s         | 43%                 |
| 133  | GOKUL SSMRV             | 47 min 42s        | 56%                 |
| 134  | GOLDIE ZAKI             | 1 hr 4 min 51s    | 75%                 |
| 135  | GRACE LYDIA E           | 1 hr 26 min 9s    | 100%                |
| 136  | GRACE PAMPLANY          | 1 hr 8 min 41s    | 80%                 |
| 137  | GREESHMA JOHNSON        | 1 hr 26 min 28s   | 100%                |
| 138  | GYPSY NANDI             | 1 hr 15 min 36s   | 88%                 |
| 139  | HADIA SAMREEN           | 1 hr 24 min 15s   | 98%                 |
| 140  | HARAJIT DAS             | 1 hr 26 min 21s   | 100%                |
| 141  | HEMA                    | 52 min 43s        | 61%                 |
| 142  | HEMEN BHARALI           | 1 hr 24 min 56s   | 99%                 |
| 143  | HERWIN FURTADO          | 1 hr 26 min 28s   | 100%                |
| 144  | HOD MCA                 | 1 hr 2 min 5s     | 72%                 |
| 145  | HOD S&H                 | 16 min 16s        | 19%                 |

| S.No | Participant Name                        | Attended Duration | Attended Percentage |
|------|---|-------------------|---------------------|
| 146  | HOLY CROSS COLLEGE OF NURSING AMBIKAPUR | 36 min 39s        | 43%                 |
| 147  | IMMANUVEL S COMPUTER SCIENCE            | 49 min 24s        | 58%                 |
| 148  | INDUMATHI A                             | 47 min 20s        | 55%                 |
| 149  | INDUSTRY SESSIONS                       | 1 hr 26 min 28s   | 100%                |
| 150  | INKEY TAYENG                            | 1 hr 23 min 31s   | 97%                 |
| 151  | INNACIA FMM                             | 1 hr 0 min 1s     | 70%                 |
| 152  | JACI M MUTHU.                           | 1 hr 3 min 20s    | 74%                 |
| 153  | JAMAL HUSSAIN                           | 1 hr 4 min 17s    | 75%                 |
| 154  | JANE SHANGPLIANG                        | 1 hr 23 min 43s   | 97%                 |
| 155  | JANSI AMALRAJ                           | 26 min 0s         | 31%                 |
| 156  | JASEENA JOSEPH                          | 1 hr 4 min 2s     | 75%                 |
| 157  | JAYA SHEKHAR                            | 50 min 41s        | 59%                 |
| 158  | JAYANTHI PRABAHARAN                     | 1 hr 26 min 28s   | 100%                |
| 159  | JAYANTI DATTA ROY                       | 41 min 8s         | 48%                 |
| 160  | JAYANTI ROY                             | 34 min 37s        | 41%                 |
| 161  | JAYASHREE L                             | 1 hr 21 min 41s   | 95%                 |
| 162  | JELLY BASUMATARY                        | 1 hr 0 min 36s    | 71%                 |
| 163  | JESIF AHMED                             | 1 hr 22 min 40s   | 96%                 |
| 164  | JESSY SABS                              | 1 hr 24 min 36s   | 98%                 |
| 165  | JEWEL MAYUR PHUKON                      | 1 hr 20 min 46s   | 94%                 |
| 166  | JIBY MATHEW                             | 1 hr 25 min 57s   | 100%                |
| 167  | JIMLY C JACOB                           | 1 hr 20 min 50s   | 94%                 |
| 168  | JIMSY ASHA VALAN                        | 1 hr 15 min 31s   | 88%                 |
| 169  | JOHN MANG MUAN LIAN ZOU                 | 36 min 49s        | 43%                 |
| 170  | JOINT DIRECTOR SAHRDAYA                 | 53 min 14s        | 62%                 |
| 171  | JOSE K JOSEPH                           | 1 hr 26 min 28s   | 100%                |



| S.No | Participant Name              | Attended Duration | Attended Percentage |
|------|-------------------------------|-------------------|---------------------|
| 172  | JOSE KARIPA                   | 1 hr 26 min 6s    | 100%                |
| 173  | JOSEPH NELLANATT              | 1 hr 20 min 26s   | 94%                 |
| 174  | JUDIE S ABRAHAM               | 1 hr 19 min 35s   | 93%                 |
| 175  | JUNAIDA NALLAKKANDY           | 1 hr 16 min 58s   | 90%                 |
| 176  | JYOTI ROTHE                   | 1 hr 13 min 2s    | 85%                 |
| 177  | JYOTIRMOY SARMA               | 1 hr 26 min 28s   | 100%                |
| 178  | KALPANA K                     | 52 min 24s        | 61%                 |
| 179  | KAMAL RAO                     | 10 min 42s        | 13%                 |
| 180  | KANIMOZHI K B                 | 1 min 22s         | 2%                  |
| 181  | KAREN DAS                     | 59 min 52s        | 70%                 |
| 182  | KARUNA GOKARN                 | 9 min 44s         | 12%                 |
| 183  | KAUSHIK BHUYAN                | 1 hr 23 min 12s   | 97%                 |
| 184  | KAUSTUBH BHATTACHARYYA        | 20 min 4s         | 24%                 |
| 185  | KAUSTUVA BANERJEE             | 1 hr 20 min 0s    | 93%                 |
| 186  | KAVYA KRISHNA                 | 1 hr 26 min 28s   | 100%                |
| 187  | KHRIEVOTSOLIE HENRY LIEZIETSU | 8 min 36s         | 10%                 |
| 188  | KIRAN JYOTHI                  | 1 hr 26 min 28s   | 100%                |
| 189  | KIRANKUMARGAJULA G            | 1 hr 26 min 28s   | 100%                |
| 190  | KISHORE MEDHI                 | 1 hr 26 min 28s   | 100%                |
| 191  | KOMALA RAJANALA               | 23 min 14s        | 27%                 |
| 192  | KRISHAN KUMAR                 | 1 hr 3 min 4s     | 73%                 |
| 193  | KRISHNA T                     | 1 hr 26 min 28s   | 100%                |
| 194  | KRISHNENDU R                  | 1 hr 26 min 28s   | 100%                |
| 195  | L SWITAL SINGHA               | 1 hr 26 min 21s   | 100%                |
| 196  | LAASYA M                      | 1 hr 5 min 12s    | 76%                 |
| 197  | LABO KESH NATH                | 37 min 59s        | 44%                 |

| S.No | Participant Name            | Attended Duration | Attended Percentage |
|------|-----------------------------|-------------------|---------------------|
| 198  | LAKSHMI BAI R               | 12 min 48s        | 15%                 |
| 199  | LAL OMEGA                   | 1 hr 23 min 41s   | 97%                 |
| 200  | LAVANYA B                   | 1 hr 9 min 8s     | 80%                 |
| 201  | LAVINIA ADELLA MARY LYNGDOH | 23 min 19s        | 27%                 |
| 202  | LEKSHMI V                   | 1 hr 24 min 15s   | 98%                 |
| 203  | LIBRARIAN SJCETPALAI.AC.IN  | 1 hr 25 min 15s   | 99%                 |
| 204  | LIYA PETER                  | 43 min 42s        | 51%                 |
| 205  | LOJITA KHAIDEM              | 54 min 34s        | 64%                 |
| 206  | LORETTA ALVAREZ             | 47 min 41s        | 56%                 |
| 207  | MADHU LETI                  | 2 min 19s         | 3%                  |
| 208  | MADHURIMA DAS               | 1 hr 25 min 13s   | 99%                 |
| 209  | MALATHI T                   | 1 hr 13 min 51s   | 86%                 |
| 210  | MALLIKA REDDY               | 1 hr 22 min 26s   | 96%                 |
| 211  | MAMATA PRABHUGAONKAR        | 1 hr 22 min 3s    | 95%                 |
| 212  | MANASHI PARASHAR            | 49 min 51s        | 58%                 |
| 213  | MAQSURA FATHIMA             | 1 hr 2 min 12s    | 72%                 |
| 214  | MARIA CHOUDHURY             | 1 hr 26 min 28s   | 100%                |
| 215  | MARIOM DAIMARI              | 1 hr 26 min 28s   | 100%                |
| 216  | MARY FABIOLA                | 1 hr 26 min 28s   | 100%                |
| 217  | MARY GABRIEL                | 1 hr 26 min 13s   | 100%                |
| 218  | MARY VINAYA SHEELA          | 1 hr 26 min 28s   | 100%                |
| 219  | MEGHA                       | 38 min 24s        | 45%                 |
| 220  | MICHELLE FERNANDES          | 1 hr 25 min 22s   | 99%                 |
| 221  | MINI FERNANDEZ              | 38 min 35s        | 45%                 |
| 222  | MITALI NAIK                 | 1 hr 26 min 22s   | 100%                |
| 223  | MOHAMMED IRFAN              | 1 hr 26 min 28s   | 100%                |

| S.No | Participant Name                     | Attended Duration | Attended Percentage |
|------|--------------------------------------|-------------------|---------------------|
| 224  | MONA KUMARI                          | 1 hr 3 min 53s    | 74%                 |
| 225  | MONIKA SONI                          | 32 min 15s        | 38%                 |
| 226  | MONIKANKANA SARMAH                   | 1 hr 9 min 36s    | 81%                 |
| 227  | MOUSAMI SHANKAR                      | 57 min 9s         | 67%                 |
| 228  | MR. PETER DE ROUX SUMER              | 1 hr 7 min 19s    | 78%                 |
| 229  | MR. PHAIBIANG LAPASAM                | 1 hr 26 min 28s   | 100%                |
| 230  | MR.SIBY K.M                          | 40 min 48s        | 48%                 |
| 231  | MRS CHANNEL                          | 36 min 34s        | 43%                 |
| 232  | MRS. AARTHI DEEPAK                   | 1 hr 12 min 46s   | 85%                 |
| 233  | MRS. PRITHA GHOSH                    | 1 hr 26 min 28s   | 100%                |
| 234  | MRS.D. GEETHA REDDY                  | 43 min 6s         | 50%                 |
| 235  | MRS.MARY CECILIA                     | 1 hr 25 min 36s   | 99%                 |
| 236  | MRUDULA P                            | 35 min 8s         | 41%                 |
| 237  | MS INDU BHARGAVI NUTRITION           | 1 hr 12 min 42s   | 85%                 |
| 238  | MS. GEELOLU VINYA TEJASHVI NUTRITION | 49 min 1s         | 57%                 |
| 239  | MS. LIMA HAZARIKA                    | 1 hr 24 min 40s   | 98%                 |
| 240  | MS. P.ROSELIN MICROBIOLOGY           | 1 hr 23 min 19s   | 97%                 |
| 241  | MS. S. SRAVANTHI ZOOLOGY             | 1 hr 22 min 6s    | 95%                 |
| 242  | MS. SMRITI NAGARIA MANAGEMENT        | 1 hr 26 min 28s   | 100%                |
| 243  | MS. T RITIKA BIOCHEMISTRY            | 35 min 28s        | 42%                 |
| 244  | MS.SARITHA ADURI CHEMISTRY           | 1 hr 22 min 19s   | 96%                 |
| 245  | MS.SHRUTI JOSHI BIOTECHNOLOGY        | 1 hr 26 min 28s   | 100%                |
| 246  | MS.T. SHOUNI NIVEDITHA BIOTECHNOLOGY | 1 hr 9 min 34s    | 81%                 |
| 247  | MS.V. DEEPA SWITHA BIOTECHNOLOGY     | 49 min 58s        | 58%                 |
| 248  | MS.VANISREE CHEPURI                  | 8 min 41s         | 11%                 |
| 249  | NAIPUNNYA SCHOOL OF MANAGEMENT       | 1 hr 7 min 51s    | 79%                 |

| S.No | Participant Name               | Attended Duration | Attended Percentage |
|------|--------------------------------|-------------------|---------------------|
| 250  | NALINI DUTTA                   | 39 min 52s        | 47%                 |
| 251  | NAVEEN A                       | 1 hr 7 min 7s     | 78%                 |
| 252  | NEETHAN ELIZABETH ABRAHAM      | 1 hr 17 min 55s   | 91%                 |
| 253  | NEWLYJOSEPH SX                 | 1 hr 18 min 30s   | 91%                 |
| 254  | NIDA KHANUM                    | 37 min 52s        | 44%                 |
| 255  | NINIKALA K                     | 42 min 41s        | 50%                 |
| 256  | NIRF SMC                       | 35 min 36s        | 42%                 |
| 257  | NIRMALA ARUL                   | 1 hr 26 min 28s   | 100%                |
| 258  | NISSI PAUL                     | 1 hr 1 min 53s    | 72%                 |
| 259  | NITHA NIRALDA P C              | 1 hr 25 min 52s   | 100%                |
| 260  | P V REKHA DEVI                 | 18 min 8s         | 21%                 |
| 261  | P. SOUMYA SREE                 | 1 hr 26 min 28s   | 100%                |
| 262  | PADMAJA CH                     | 1 hr 20 min 20s   | 93%                 |
| 263  | PALLABI BORAH                  | 1 hr 25 min 1s    | 99%                 |
| 264  | PALLAVI S                      | 42 min 57s        | 50%                 |
| 265  | PALUKURTY ANUPAMA AND ANGELINE | 26 min 4s         | 31%                 |
| 266  | PANNAGA VUTPALA                | 1 hr 5 min 9s     | 76%                 |
| 267  | PAPEETHA JAMSHID               | 49 min 55s        | 58%                 |
| 268  | PAPUL CHANGMAI                 | 1 hr 13 min 49s   | 86%                 |
| 269  | PARISMITA KASHYAP              | 47 min 21s        | 55%                 |
| 270  | PATRICIA MICHAEL 122062804003  | 1 hr 9 min 57s    | 81%                 |
| 271  | PAULINE JOSEPH                 | 50 min 17s        | 59%                 |
| 272  | PAULINE R JOSEPH               | 34 min 33s        | 40%                 |
| 273  | PHANIPRIYA SJC                 | 1 hr 26 min 23s   | 100%                |
| 274  | PINKY WARY                     | 1 hr 26 min 28s   | 100%                |
| 275  | PJOHNSONBABU SJC               | 1 hr 26 min 10s   | 100%                |



| S.No | Participant Name                 | Attended Duration | Attended Percentage |
|------|----------------------------------|-------------------|---------------------|
| 276  | POULOMI BHATTACHARJEE            | 1 hr 19 min 34s   | 93%                 |
| 277  | PRAMEELA RANI                    | 7 min 1s          | 9%                  |
| 278  | PRANJAL SARMA                    | 1 hr 10 min 31s   | 82%                 |
| 279  | PRASANNA GRAPY                   | 1 min 3s          | 2%                  |
| 280  | PREETHI E                        | 1 hr 3 min 50s    | 74%                 |
| 281  | PREETHI RATHI                    | 40 min 26s        | 47%                 |
| 282  | PREETI MANGALA                   | 1 hr 26 min 17s   | 100%                |
| 283  | PREMSHILA SINGH                  | 1 hr 25 min 42s   | 100%                |
| 284  | PRINCIPAL FMNC                   | 17 min 22s        | 21%                 |
| 285  | PRINCIPAL MGC                    | 1 hr 26 min 28s   | 100%                |
| 286  | PRINCIPAL PATRICIAN COLLEGE      | 1 hr 5 min 12s    | 76%                 |
| 287  | PRINCIPAL, SXCA                  | 26 min 5s         | 31%                 |
| 288  | PRIYANKA RACHEAL                 | 51 min 41s        | 60%                 |
| 289  | PROF NAGUNURI SRINIVAS           | 1 hr 23 min 27s   | 97%                 |
| 290  | PROF VANI HARPANAHALLI           | 1 hr 26 min 16s   | 100%                |
| 291  | PROF. R. ANITA MANAGEMENT        | 1 hr 26 min 28s   | 100%                |
| 292  | PROFESSOR DANAM TRESSA (ADDANKI) | 1 hr 26 min 28s   | 100%                |
| 293  | PVAEM COLLEGE, CHAINPUR          | 1 hr 26 min 23s   | 100%                |
| 294  | PYNSHNGAINLANG BANG              | 50 min 52s        | 59%                 |
| 295  | R SREE LAKSHMI                   | 1 hr 25 min 45s   | 100%                |
| 296  | RAJANI DAS                       | 1 hr 26 min 28s   | 100%                |
| 297  | RAJANI KANDREGULA                | 55 min 32s        | 65%                 |
| 298  | RAJU B                           | 1 hr 17 min 3s    | 90%                 |
| 299  | RANIMANISHA SJC                  | 1 hr 6 min 8s     | 77%                 |
| 300  | RANJITA CHANDA                   | 46 min 10s        | 54%                 |
| 301  | RASHI MATHUR                     | 1 hr 15 min 9s    | 87%                 |

| S.No | Participant Name         | Attended Duration | Attended Percentage |
|------|--------------------------|-------------------|---------------------|
| 302  | RAVEESH R VARRIER        | 47 min 51s        | 56%                 |
| 303  | RAVI KUMAR               | 36 min 14s        | 42%                 |
| 304  | REENA CHACKO             | 5 min 16s         | 7%                  |
| 305  | REGISTRAR DBU            | 1 hr 26 min 26s   | 100%                |
| 306  | REMI CLEMENT             | 1 hr 0 min 25s    | 70%                 |
| 307  | RENUGADEVI S             | 1 hr 26 min 28s   | 100%                |
| 308  | REV. FR PRAKASH D'SOUZA  | 1 hr 26 min 28s   | 100%                |
| 309  | RITIKA WAGHRAY           | 1 hr 8 min 32s    | 80%                 |
| 310  | ROOPA                    | 1 hr 6 min 48s    | 78%                 |
| 311  | ROSEMARY                 | 24 min 17s        | 29%                 |
| 312  | RUBAIYA HASAN            | 36 min 57s        | 43%                 |
| 313  | RUMKI NATH SEN           | 1 hr 25 min 28s   | 99%                 |
| 314  | RUPA SAMUEL              | 1 hr 26 min 28s   | 100%                |
| 315  | RUPAK BISWAS             | 1 hr 22 min 52s   | 96%                 |
| 316  | RYSHLA FERNANDES         | 27 min 53s        | 33%                 |
| 317  | S                        | 51 min 30s        | 60%                 |
| 318  | SAGAYA MARY              | 1 hr 4 min 40s    | 75%                 |
| 319  | SAKTHESWARI RAMACHANDRAN | 42 min 35s        | 50%                 |
| 320  | SAKTHI PRIYA             | 59 min 47s        | 70%                 |
| 321  | SAMERAAFROZE MGMT        | 17 min 42s        | 21%                 |
| 322  | SANDHYA REDDY            | 1 hr 26 min 28s   | 100%                |
| 323  | SANGEETHA MOTKAR         | 1 hr 26 min 24s   | 100%                |
| 324  | SANGYAM SWAPNA           | 1 hr 26 min 25s   | 100%                |
| 325  | SAPNA BASAVARAJU         | 1 hr 21 min 33s   | 95%                 |
| 326  | SARADA C                 | 1 hr 20 min 4s    | 93%                 |
| 327  | SARAJA D V               | 1 hr 26 min 23s   | 100%                |

| S.No       | Participant Name            | Attended Duration | Attended Percentage |
|------------|-----------------------------|-------------------|---------------------|
| <b>328</b> | <b>SARANYA P E</b>          | <b>24 min 12s</b> | <b>28%</b>          |
| <b>329</b> | SARAT KUMAR CHETTRI         | 1 hr 15 min 0s    | 87%                 |
| <b>330</b> | SARIKA VERMA                | 1 hr 26 min 8s    | 100%                |
| <b>331</b> | <b>SATISH SOPHIA</b>        | <b>3 min 21s</b>  | <b>4%</b>           |
| <b>332</b> | SATYASADHANA MGMT           | 1 hr 23 min 17s   | 97%                 |
| <b>333</b> | SAURABH CHANDRA             | 1 hr 25 min 20s   | 99%                 |
| <b>334</b> | SAVITHA GAJULA              | 1 hr 26 min 28s   | 100%                |
| <b>335</b> | SAVITHA K S                 | 1 hr 22 min 24s   | 96%                 |
| <b>336</b> | SAYANTANI CHATTERJEE        | 1 hr 26 min 13s   | 100%                |
| <b>337</b> | SCHOLASTICA MARY VITHOYA B  | 1 hr 1 min 12s    | 71%                 |
| <b>338</b> | SHAILAJA RAI                | 1 hr 26 min 10s   | 100%                |
| <b>339</b> | SHANTHA MARY JOSHITTA       | 58 min 16s        | 68%                 |
| <b>340</b> | SHANTHI KRISHNA R           | 1 hr 18 min 28s   | 91%                 |
| <b>341</b> | SHANTHI SACHIDANAND         | 1 hr 26 min 11s   | 100%                |
| <b>342</b> | SHARMILA MITRA DEB          | 1 hr 25 min 13s   | 99%                 |
| <b>343</b> | SHASHI SHEKHAR              | 1 hr 26 min 15s   | 100%                |
| <b>344</b> | <b>SHAYNE REYNOLDS</b>      | <b>41 min 41s</b> | <b>49%</b>          |
| <b>345</b> | SHEFALI KALE                | 1 hr 17 min 5s    | 90%                 |
| <b>346</b> | <b>SHEHNAAZ KHAN</b>        | <b>17 min 19s</b> | <b>21%</b>          |
| <b>347</b> | SHILPI JUNITA               | 1 hr 2 min 6s     | 72%                 |
| <b>348</b> | <b>SHIMI KS25</b>           | <b>7 min 59s</b>  | <b>10%</b>          |
| <b>349</b> | SHINEY SOLOMON              | 1 hr 14 min 13s   | 86%                 |
| <b>350</b> | SHIVA PRASAD                | 1 hr 25 min 56s   | 100%                |
| <b>351</b> | <b>SHRAVYASANEEV MERUGU</b> | <b>24 min 7s</b>  | <b>28%</b>          |
| <b>352</b> | SHREE REKHA                 | 1 hr 26 min 3s    | 100%                |
| <b>353</b> | SIMONETTA CONCEICAO         | 1 hr 8 min 13s    | 79%                 |

| S.No | Participant Name                          | Attended Duration | Attended Percentage |
|------|---|-------------------|---------------------|
| 354  | SINDHOOR T                                | 1 hr 8 min 10s    | 79%                 |
| 355  | SITA LAKSHMI                              | 1 hr 2 min 6s     | 72%                 |
| 356  | SIVASHANKARI SELVARAJAN                   | 1 hr 23 min 20s   | 97%                 |
| 357  | SJCC IQAC                                 | 1 hr 26 min 28s   | 100%                |
| 358  | SOMA LYNGDOH                              | 1 hr 22 min 13s   | 96%                 |
| 359  | SONALI MUCHAHARY                          | 1 hr 21 min 49s   | 95%                 |
| 360  | SONTARA BORUAH                            | 34 min 8s         | 40%                 |
| 361  | SOUJANYA MATTAPALLY                       | 55 min 8s         | 64%                 |
| 362  | SOWJANYA LAKSHMI                          | 1 hr 26 min 28s   | 100%                |
| 363  | SR HEMA                                   | 1 hr 9 min 59s    | 81%                 |
| 364  | SR SAGAYA MARY T                          | 1 hr 25 min 44s   | 100%                |
| 365  | SR. DR. LIGIMOL LOUIS                     | 1 hr 25 min 41s   | 100%                |
| 366  | SR. KASLIN JULIET                         | 21 min 55s        | 26%                 |
| 367  | SR.AIGIL MARY                             | 48 min 1s         | 56%                 |
| 368  | SR.SHOBHA BECK                            | 1 hr 1 min 12s    | 71%                 |
| 369  | SRIKANTH SUNKARA                          | 1 hr 7 min 9s     | 78%                 |
| 370  | SRINIVAS REDDY                            | 1 hr 26 min 28s   | 100%                |
| 371  | SRIPRIYA S A                              | 1 hr 13 min 51s   | 86%                 |
| 372  | SRIVATSALA BH                             | 1 hr 1 min 22s    | 71%                 |
| 373  | ST BEDES COLLEGE SHIMLA                   | 1 hr 4 min 59s    | 76%                 |
| 374  | ST. JOSEPH'S COLLEGE                      | 1 hr 26 min 23s   | 100%                |
| 375  | ST. XAVIER'S COLLEGE KOLKATA, IQAC OFFICE | 33 min 12s        | 39%                 |
| 376  | ST.JOSEPHSDEGREE& PG COLLEGE              | 1 hr 26 min 19s   | 100%                |
| 377  | STELLA XAVIER                             | 1 hr 7 min 59s    | 79%                 |
| 378  | SUBA G A MANUEL                           | 44 min 43s        | 52%                 |
| 379  | SUBHAJIT BOSE                             | 1 hr 26 min 28s   | 100%                |



| S.No | Participant Name        | Attended Duration | Attended Percentage |
|------|-------------------------|-------------------|---------------------|
| 380  | SUBHRANGSHU PURKAYASTHA | 1 hr 3 min 52s    | 74%                 |
| 381  | SUDHAKARREDDY SJC       | 13 min 18s        | 16%                 |
| 382  | SUGANTHA KUMARI V       | 7 min 58s         | 10%                 |
| 383  | SUJATA CHHETRI          | 1 hr 6 min 36s    | 78%                 |
| 384  | SUJIT BASUMATARY        | 1 hr 2 min 6s     | 72%                 |
| 385  | SUJIT TALUKDAR          | 1 hr 15 min 5s    | 87%                 |
| 386  | SUJITHA S               | 1 hr 13 min 49s   | 86%                 |
| 387  | SUKANYA KASHYAP         | 45 min 18s        | 53%                 |
| 388  | SUKANYA MITRA           | 1 hr 22 min 9s    | 96%                 |
| 389  | SULAGNA CHATTOPADHYAY   | 44 min 30s        | 52%                 |
| 390  | SUMA LATHA              | 1 hr 25 min 14s   | 99%                 |
| 391  | SUMAN HAZARI            | 52 min 7s         | 61%                 |
| 392  | SUMEDHA VERMA           | 1 hr 25 min 29s   | 99%                 |
| 393  | SUMITA KUMARI SHARMA    | 1 hr 22 min 13s   | 96%                 |
| 394  | SUNDEEP KADAMANDLA      | 30 min 38s        | 36%                 |
| 395  | SUNIL DEKA              | 52 min 30s        | 61%                 |
| 396  | SUNITH KUMAR T          | 1 hr 26 min 14s   | 100%                |
| 397  | SUNITHA GUDIPUDI        | 1 hr 26 min 21s   | 100%                |
| 398  | SUPARNA B               | 1 hr 7 min 40s    | 79%                 |
| 399  | SURANJANA MITRA         | 1 hr 9 min 38s    | 81%                 |
| 400  | SUSAI MARY SUSILA A     | 1 hr 26 min 28s   | 100%                |
| 401  | SUSHMITA CHAKRABORTY    | 7 min 59s         | 10%                 |
| 402  | SUSMITHA AJAY           | 1 hr 25 min 10s   | 99%                 |
| 403  | SWAPNA T                | 1 hr 24 min 58s   | 99%                 |
| 404  | SWATHI CHINTAVATLA      | 1 hr 25 min 13s   | 99%                 |
| 405  | SWATHI K                | 27 min 29s        | 32%                 |

| S.No | Participant Name           | Attended Duration | Attended Percentage |
|------|----------------------------|-------------------|---------------------|
| 406  | SWATI SHILPI               | 1 hr 26 min 28s   | 100%                |
| 407  | SWETHA M                   | 1 hr 24 min 49s   | 99%                 |
| 408  | TANIA MONDAL               | 1 hr 10 min 8s    | 82%                 |
| 409  | TAPASH JYOTI KALITA        | 1 hr 26 min 28s   | 100%                |
| 410  | TEJASREE PV                | 1 hr 8 min 27s    | 80%                 |
| 411  | TELESPHORE LAKRA           | 1 hr 12 min 8s    | 84%                 |
| 412  | TEXIN JOSEPH               | 8 min 42s         | 11%                 |
| 413  | THEJASINUO LIEZIETSU       | 1 hr 3 min 18s    | 74%                 |
| 414  | THOUNAOJAM PREMLATA DEVI   | 1 hr 25 min 38s   | 100%                |
| 415  | TRIRANGA DEKA              | 1 hr 20 min 3s    | 93%                 |
| 416  | UDAYA LAKSMI KVM           | 52 min 20s        | 61%                 |
| 417  | UMA SHARMA                 | 1 hr 23 min 21s   | 97%                 |
| 418  | VALAN PETER                | 4 min 3s          | 5%                  |
| 419  | VASANT VIKAS               | 13 min 6s         | 16%                 |
| 420  | VELAGADA CHANDRAKALA       | 1 hr 25 min 58s   | 100%                |
| 421  | VIJAY PRASAD               | 1 hr 26 min 24s   | 100%                |
| 422  | VIJAYA LAXMI               | 1 hr 26 min 22s   | 100%                |
| 423  | WIEZIIRHO FRANCISCA        | 1 hr 26 min 23s   | 100%                |
| 424  | XAVIER BOARD               | 1 hr 26 min 28s   | 100%                |
| 425  | Y .UMARANI                 | 50 min 33s        | 59%                 |
| 426  | YUNGKHAM RAJEEVKUMAR SINGH | 1 hr 26 min 28s   | 100%                |
| 427  | ZACHARIAS TIRKEY           | 1 hr 26 min 19s   | 100%                |

# 2024-25 - NIRF Rankings: Understanding Parameters & Strategies for Improvement

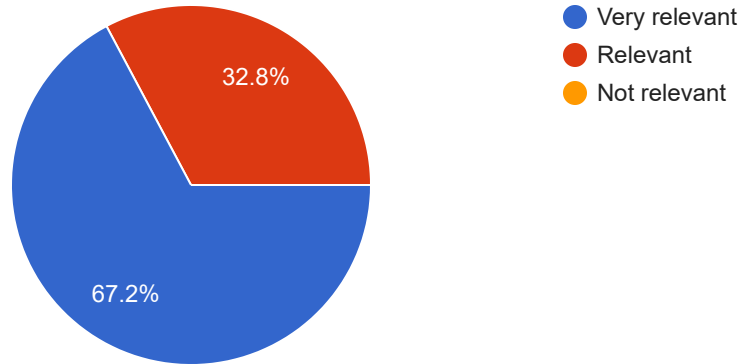
363 responses

[Publish analytics](#)

## 2. How relevant is this webinar to you

 Copy

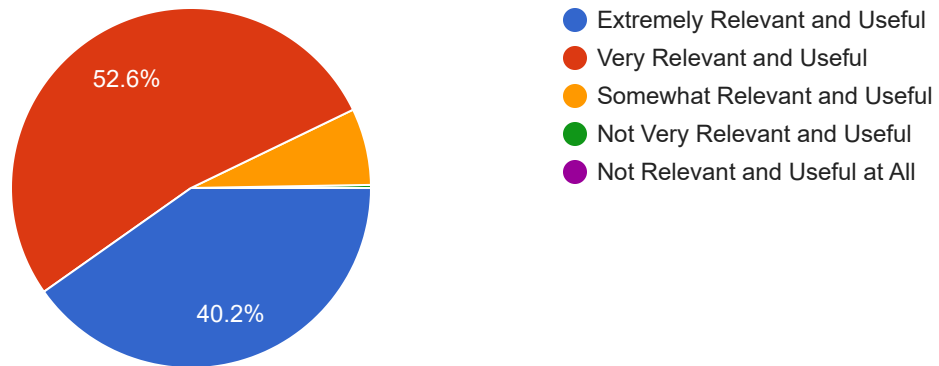
363 responses



## 3. How relevant and useful was the content presented in the webinar?

 Copy

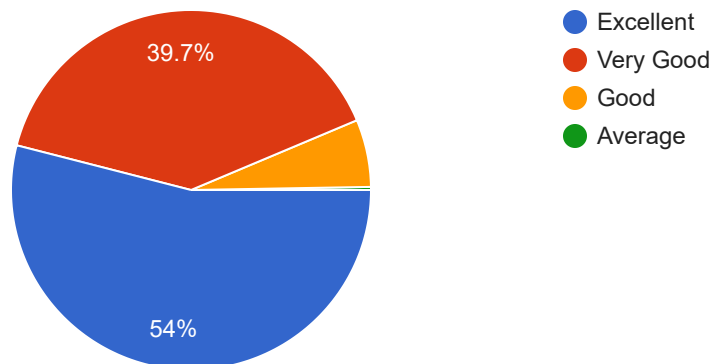
363 responses



## 4. How would you rate the presenter's knowledge?

 Copy

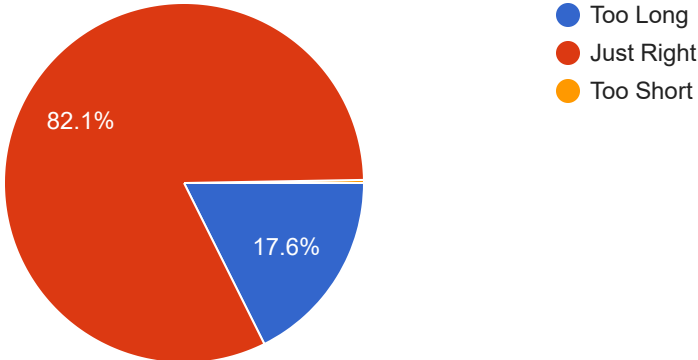
363 responses



5. Was the duration of the webinar appropriate

 Copy

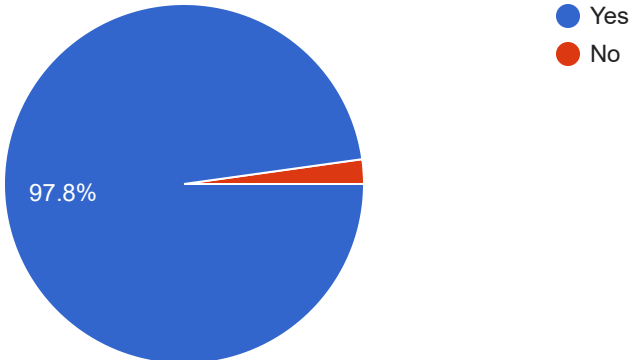
363 responses



6. Did the webinar meet your expectations?

 Copy

363 responses



## 7. What were the most valuable aspects of the webinar ?

363 responses

Very informative

Yes

Clarity

NIRF

-

Nil

Excellent

Informative

Strategies

Clear explanation

Research

.

Everything

Detailed explanation

The parameters.

good

NIRF parameters and score calculations.

strategies for improvement

How to improve institution and self

About Graduate outcomes



NIRF Parameters

Overall

Teaching and Learning

Details on how improved can be added

just facts from website

Example based Strategies with the 2024 ranking parameters

Explanation of the Criteria

NIRF ranking parameters

Clarity on calculations

Graduate Outcome

The detailed explanation

How to get NIRF ranking for our institution

Explained well

Average points, Formula Calculations and Concept of Perception

Research and Innovation for NIRF Ranking

NIRF ranking

The way the resource person has presented is highly appreciated

The areas wherein more focus and attention is required for improved growth and overall visibility

All aspects covered in details

Detailed information about NIRF

The contents presented by the presenter

NIRF portal handling, Ranking criterias

Ranking parameters, RP and the necessary things to increase the points

All

Nirf ranking

Ways to improve the score

The comparison made between the different University rankings

NIRF Parameters and Score Calculations

Graduate Outcomes

...

Standardisation factors

Informations regarding NIRF ranking

How the NIRF has done

The explanation of the ranking criteria

Explanation of the Parameters and how to attain

learning about the parameters in Graduation outcomes

Ranking filling the appropriate documentation.

It gave details about all criterias of NIRF

Categories, women Diversities

Information on NIRF

Understanding the parametric & strategies for Improvement w.r.t NIRF Rankings

Nthg

Gave insights about the calculation of marks in various parameters

Differences among colleges in nirf scores-with sensitive losses to compensate

Ranking system

The general perspective of looking at the students from other states.

Marks distribution

NIRF criteria

Perception part

About strategies of increasing the perception score

Teaching learning resources

All intricate points were covered

NIRF parameters

Government Schemes and Orientation for the students

How to improve NIRF ranking

The explanation of the criteria is extremely valuable.

an overview of NIRF and strategies

Gained insights about NIRF ranking and how to collate the data

The presenter took up every parameter one after another and explained each one nicely.

Clarity in students strength

Ranking criteria

Very clearly presented

Data analysis

Discussions on Teaching and Learning, Research, Student Progression and Placement

Strategies for securing good ranking

Got clarity about NIRF rankings

Detailed explanation of all the aspects

Regarding govt funds

Increase knowledge related to other fields

Good

NIRF ranking and documentation

The criteria for calculations

Understanding the overall impact of ranking

NIRF verifications

Calculation and strategies for improvement

Ranking comparison

Good content

NIRF Ranking methods and how to achieve the ranking for the college.

Overall all parameters -analysis are good.

Basic functionalities required for NIRF Rankings

239 more responses are hidden

Filing supplementary data that are demanded for clarifications by NIRF

Could have told us the essentials of different ranking systems with data management like Aishe

Little bit more on methodology

Next time only take class for how to mark the points for each subjects

Covered

Topics discussed can be elaborated a bit

In detail assistance to fill the form

Overall all parameters were covered.

A little more on the area to be concentrated on the basis of Data.f

Almost covered

No suggestion

Covered everything

Covered

Research and professional practices should be in details

Everything is covered

Everything almost covered.

perception

There was not enough stress on the OVERALL ranking. I was keen to have detailed input into the calculations involved in this quantitative assessment.

No, covered all the parameters

Not any

it was good

-----

Appointment of Guest faculty , what should be ratio of capital and revenue expenditure incurred

Both Engineering and Mgmt can be applied together

All the required concepts are explained in detail

All points covered

All the topics were which I wanted to know we're covered

How to get accounted for research publications other then science stream.

how to track the students who completed the program, it is very difficult to track the passed out students

The resource person has explained all the relevant topics.

Not sure.

New accredited colleges focus was not there

Nothing like that

NEP

Topic on the highest point the instructions

All topics were covered as per requirement

Focus on the topic wise

Calculations of the scores

everything is covered.

Benefits for the faculty holding PhDs

N/A

Data collection from which year



Average

More clarity in explanations

Good session

Very informative and useful session

Thanks alot for the opportunity.

Good Session

Highly informative

Maybe the presented PPT shared with us can help. us. The NIFR webinar effectively highlighted the importance of strategic planning and interdisciplinary collaboration to achieve academic excellence.

Excellent

VERY EXCELLENT

overall good

We would have welcomed good tips for presenting the data in the best way for getting maximum points. More input is required regarding the evidence expected / asked for by NIRF. This will make us understand the way we need to collect the required data.

Quite informative. Thank you

It was good and useful

Relevant topics covered

Thanks for the opportunity to participate in a very relevant Webinar

Excellent choice of resource person

The webinar is very beneficial for us for NIRF applications

-----

Over all very good