

Alumni Feedback on Curriculum
Course: BCom
Academic Year: 2023-24

Q. no	Questions	Excellent	Very Good	Good	Satisfactory
1.	Rate the satisfaction level of the curriculum you pursued.	7	7	6	1
2	Rate the overall design of the curriculum (Subjects offered).	4	10	5	2
3	Rate the relevance of the courses to your professional or academic pursuits after graduation?	7	6	5	3
4	Research orientation obtained during the Programme.	7	1	9	4
5	Rate the extent the curriculum helped in developing practical skills applicable to your field	6	5	6	4
6	Rate the effectiveness of the teaching methods used in the curriculum?	7	4	7	3
7	Clarity and relevance of textual reading material	4	8	6	3
8	Extent of	7	3	9	2

	participatory learning and student involvement				
9	External & Internal evaluation methods	7	4	4	6
10	Rate the Overall Satisfaction	5	5	7	

EXCELLENT : 60 – 28.7%

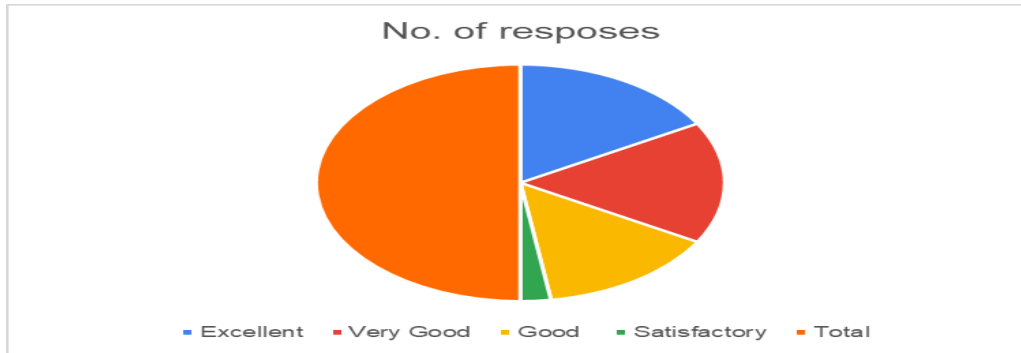
VERY GOOD : 53 – 25.36%

GOOD : 64 – 30.62%

SATISFACTORY : 32 - 15.31%

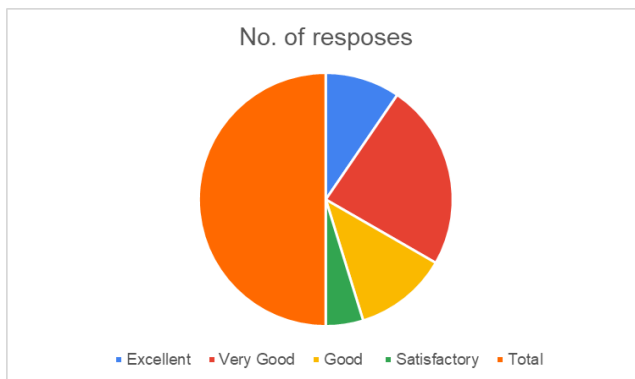
❖ Rate the satisfaction level of the curriculum you pursued.

Feed Back	No. of responses	Percentage	Cumulative %
Excellent	7	33	33
Very Good	7	33	66
Good	6	29	95
Satisfactory	1	5	100
Total	21	100	



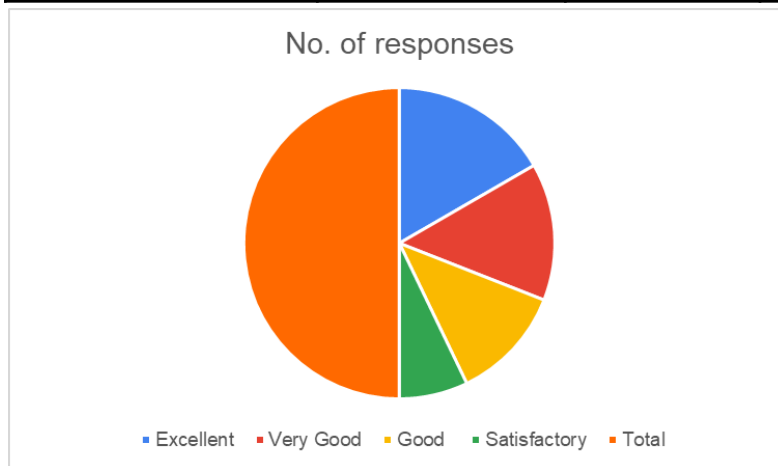
❖ Rate the overall design of the curriculum (Subjects offered).

Feed Back	No. of responses	Percentage	Cumulative %
Excellent	4	19	19
Very Good	10	48	67
Good	5	24	91
Satisfactory	2	9	100
Total	21	100	



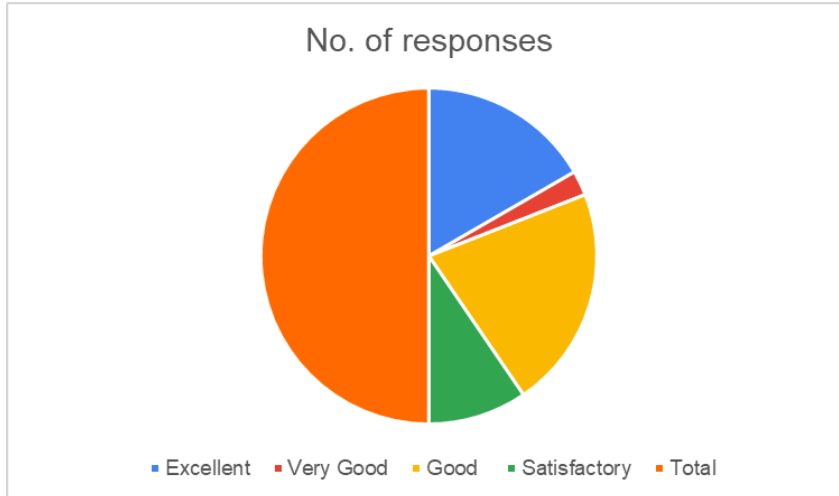
- ❖ Rate the relevance of the courses to your professional or academic pursuits after graduation

Feed Back	No. of responses	Percentage	Cumulative %
Excellent	7	33	33
Very Good	6	29	62
Good	5	24	86
Satisfactory	3	14	100
Total	21	100	



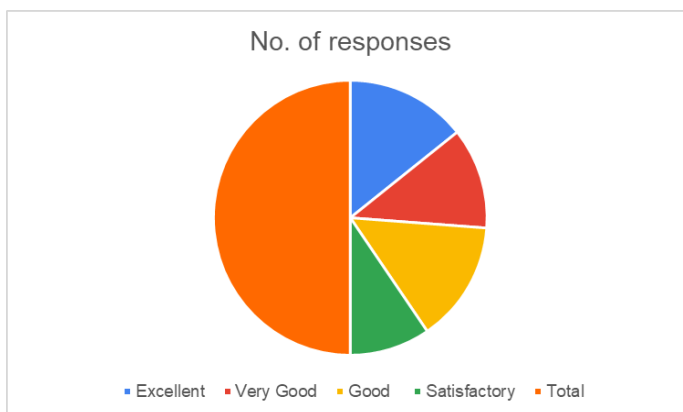
- ❖ Research orientation obtained during the Programme.

Feed Back	No. of responses	Percentage	Cumulative %
Excellent	7	33	33
Very Good	1	5	38
Good	9	43	81
Satisfactory	4	19	100
Total	21	100	



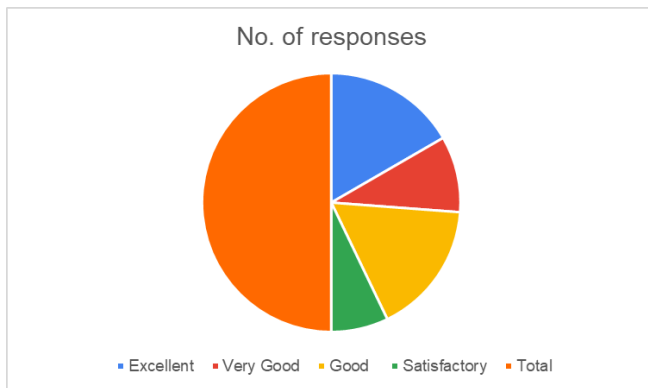
❖ Rate the extent the curriculum helped in developing practical skills applicable to your field

Feed Back	No. of responses	Percentage	Cumulative %
Excellent	6	29	29
Very Good	5	24	53
Good	6	29	82
Satisfactory	4	18	100
Total	21	100	



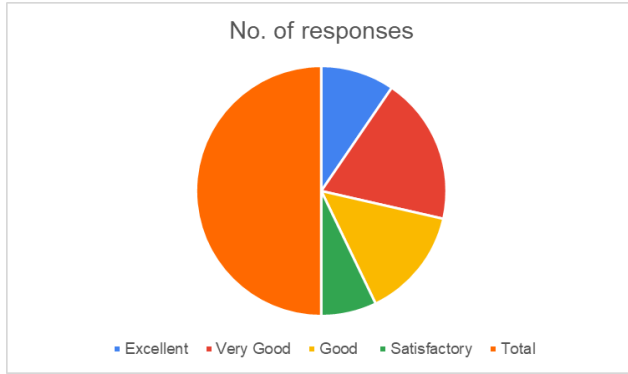
❖ Rate the effectiveness of the teaching methods used in the curriculum

Feed Back	No. of responses	Percentage	Cumulative %
Excellent	7	33	33
Very Good	4	19	52
Good	7	33	85
Satisfactory	3	15	100
Total	21	100	



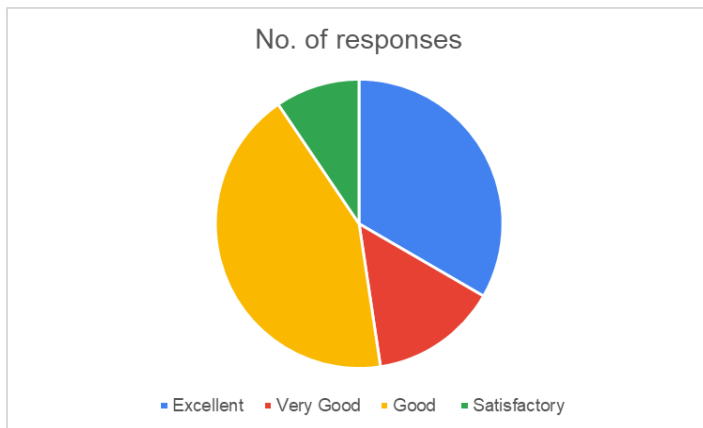
❖ Clarity and relevance of textual reading material

Feed Back	No. of responses	Percentage	Cumulative %
Excellent	4	19	19
Very Good	8	38	57
Good	6	29	86
Satisfactory	3	14	100
Total	21	100	



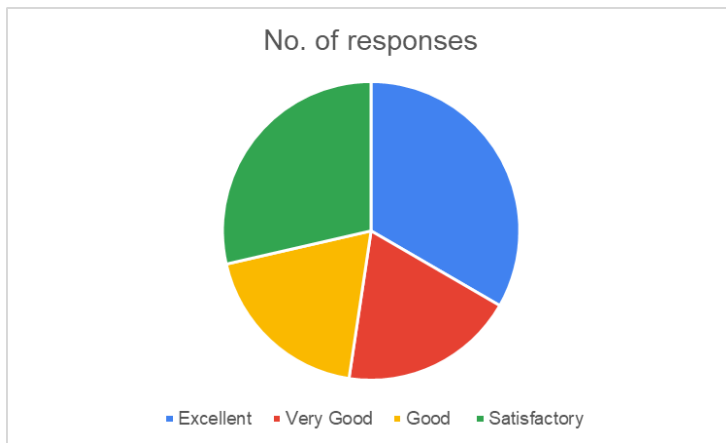
❖ Extent of participatory learning and student involvement

Feed Back	No. of responses	Percentage	Cumulative %
Excellent	7	33	33
Very Good	3	14	47
Good	9	43	90
Satisfactory	2	10	100
Total	21	100	



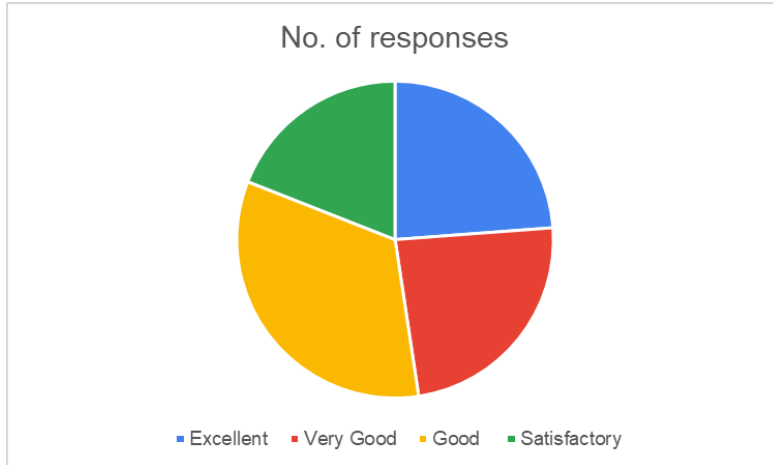
❖ External & Internal evaluation methods

Feed Back	No. of responses	Percentage	Cumulative %
Excellent	7	33	33
Very Good	4	19	52
Good	4	19	71
Satisfactory	6	29	100
Total	21	100	



❖ Rate the overall satisfaction.

Feed Back	No. of responses	Percentage	Cumulative %
Excellent	5	24	24
Very Good	5	24	48
Good	7	33	81
Satisfactory	4	19	100
Total	21	100	



Comments

-
- ❖ For B.com (IT) students excel, Power BI, SQL, and Python from a business analyst point of view will be beneficial and a required skill.
 - ❖ More practical courses. More field visits.
 - ❖ Design examination structure in such a way it will be align with professional studies which are provided in integrated courses
 - ❖ Make the sem 6 subjects such as HRM, Insurance mgmt and marketing mgmt more practical and relevant to current affairs
 - ❖ Syllabus should be done very slowly
 - ❖ More interaction with parents
 - ❖ The fee structure is high
 - ❖ Introduce Innovative Infrastructure and Technology.
 - ❖ Few First-year faculty were not according to the expectations
 - ❖

Dr. Y. Reddy



Principal
JOSEPH'S DEGREE & P.G. COLLEGE
King Koti Road, HYDERABAD-29