

Students Feedback on Curriculum
Course: B Com Computers
Academic Year: 2023-24

Q. no	Questions	Excellent	Very Good	Good	Satisfactory
1.	Are the objectives and outcomes stated for the Program helping you	5	14	1	4
2	How do you rate the allocation of credits and hours to the courses?	6	10	5	3
3	How do you rate the Teachers information about your expected competencies, course outcomes and programme outcomes.	5	10	6	3
4	How do you rate the syllabus of the courses that you have studied in related to the expected competencies of the courses.	6	8	6	4
5	How do you rate the sequence of the Courses that you have studied in the programme.	5	9	7	3
6	How do you rate the unitization of the courses.	6	6	9	3
7	How interesting and engaging is the content of your courses.	5	8	8	3
8	How do you rate the relevance of the syllabus of	6	8	7	3

	each course to the recent trends and developments?				
9	How do you rate the learning resources that are available in the college (Library, Lab, ICT Provisions and others)?	6	10	3	5
10	Rate the Practical component incorporated in the curriculum.	6	7	8	3
11	How do you rate the relevance of the electives to the specialization.	7	9	4	4
12	Rate the Curriculum Contribution towards projects and research.	6	8	7	3
13	Infrastructural facilities such as Classrooms , Library and Labs with required software and hardware are available in department for smooth academic progress.	7	11	5	1

Q. no	Questions	Very Effective	Effective	Neutral	Ineffective
14	How effective do you find the teaching methods used in your courses?	6	13	3	2

Q. no	Questions	Very satisfied	Satisfied	Neutral
15	How satisfied are you with the	7	11	6

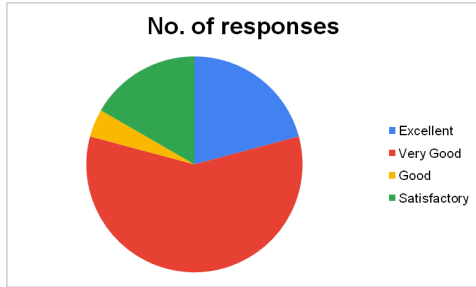
	curriculum provided.			
--	----------------------	--	--	--

Q. no	Questions	Very Flexible	Flexible	Neutral
16	Do you feel that the curriculum is flexible enough to accommodate different learning styles and preferences?	8	9	7

EXCELLENT : 76 – 24.35%
VERY GOOD : 118 – 37.82%
GOOD : 76– 24.35%
SATISFACTORY : 42 - 13.47%

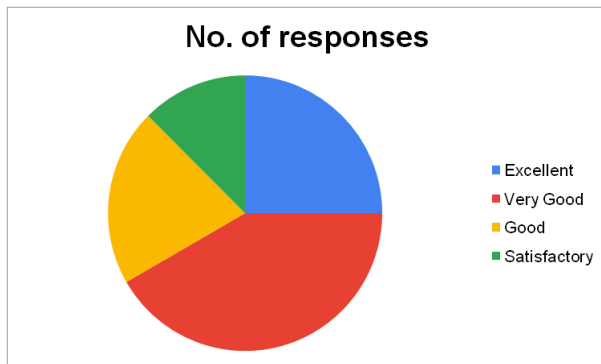
1. Are the objectives and outcomes stated for the Program helping you

Feed Back	No. of responses	Percentage	Cumulative %
Excellent	5	21	21
Very Good	14	58	79
Good	1	4	83
Satisfactory	4	17	100
Total	24	100	



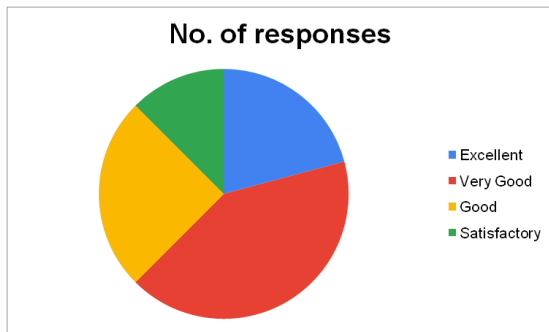
2. How do you rate the allocation of credits and hours to the courses?.

Feed Back	No. of responses	Percentage	Cumulative %
Excellent	6	25	25
Very Good	10	42	67
Good	5	21	88
Satisfactory	3	12	100
Total	24	100	



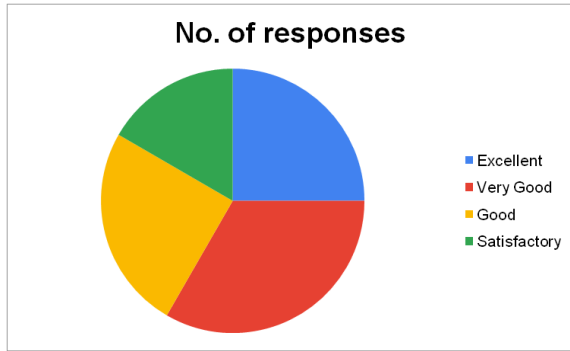
3. How do you rate the Teachers information about your expected competencies, course outcomes and programme outcomes.

Feed Back	No. of responses	Percentage	Cumulative %
Excellent	5	21	21
Very Good	10	42	63
Good	6	25	88
Satisfactory	3	12	100
Total	28	100	



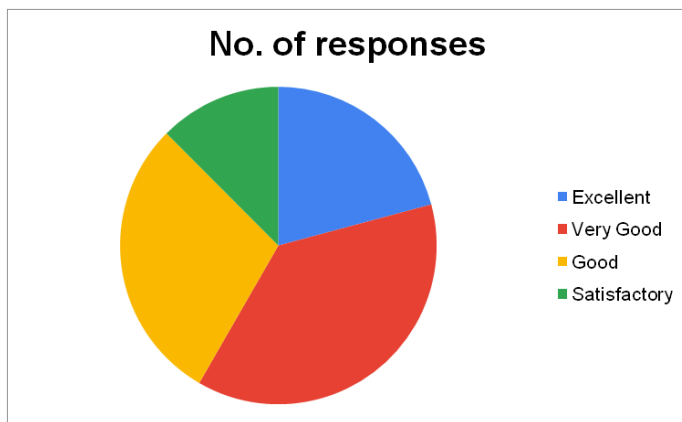
4. How do you rate the syllabus of the courses that you have studied in related to the expected competencies of the courses.

Feed Back	No. of responses	Percentage	Cumulative %
Excellent	6	25	25
Very Good	8	33	58
Good	6	25	83
Satisfactory	4	17	100
Total	24	100	



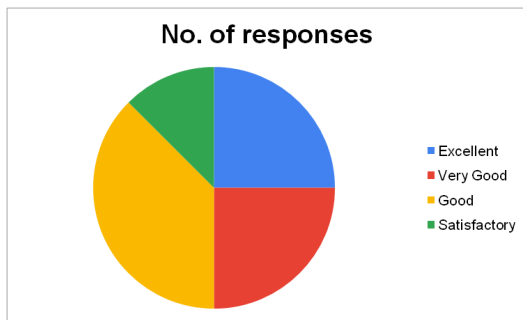
5. How do you rate the sequence of the Courses that you have studied in the programme?

Feed Back	No. of responses	Percentage	Cumulative %
Excellent	5	21	21
Very Good	9	38	59
Good	7	29	88
Satisfactory	3	12	100
Total	24	100	



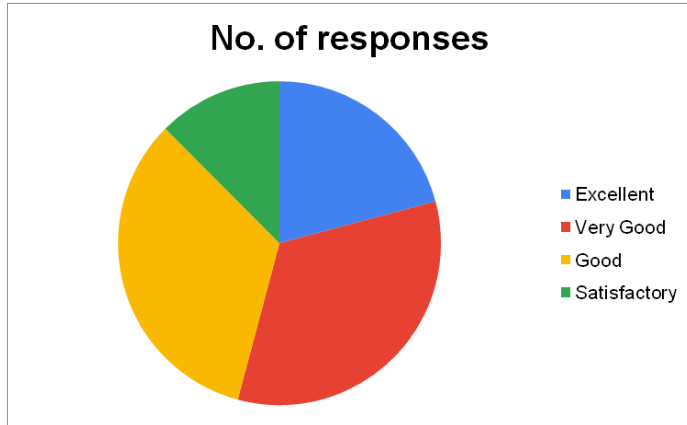
6. How do you rate the unitization of the courses

Feed Back	No. of responses	Percentage	Cumulative %
Excellent	6	25	25
Very Good	6	25	50
Good	9	38	88
Satisfactory	3	12	100
Total	24	100	



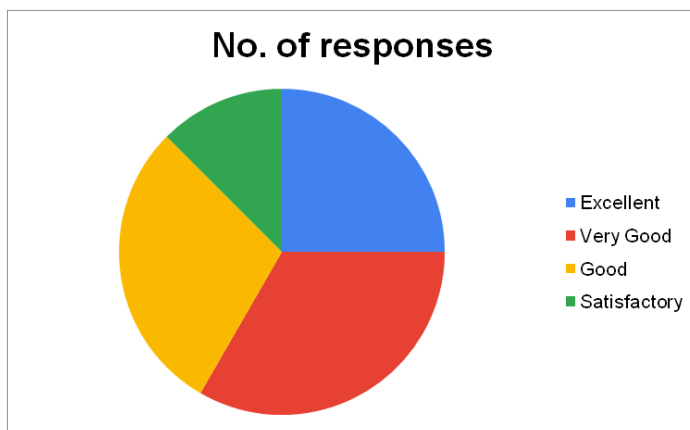
7. How interesting and engaging is the content of your courses

Feed Back	No. of responses	Percentage	Cumulative %
Excellent	5	21	21
Very Good	8	33	54
Good	8	33	87
Satisfactory	3	13	100
Total	24	100	



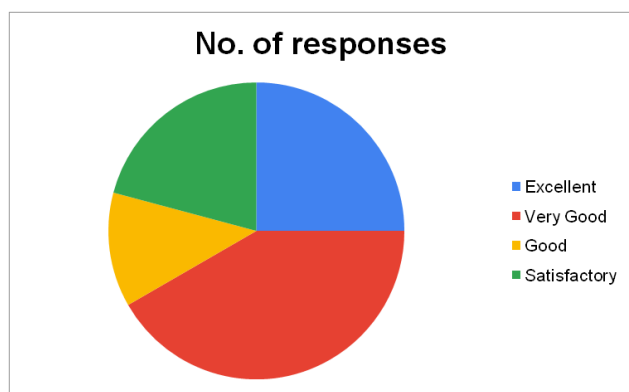
8. How do you rate the relevance of the syllabus of each course to the recent trends and developments?

Feed Back	No. of responses	Percentage	Cumulative %
Excellent	6	25	25
Very Good	8	33	58
Good	7	29	87
Satisfactory	3	13	100
Total	24	100	



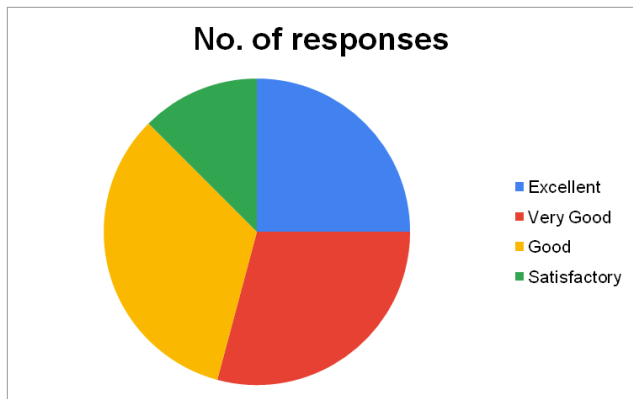
9. How do you rate the learning resources that are available in the college (Library, Lab, ICT Provisions and others)?

Feed Back	No. of responses	Percentage	Cumulative %
Excellent	6	25	25
Very Good	10	42	67
Good	3	13	80
Satisfactory	5	20	100
Total	24	100	



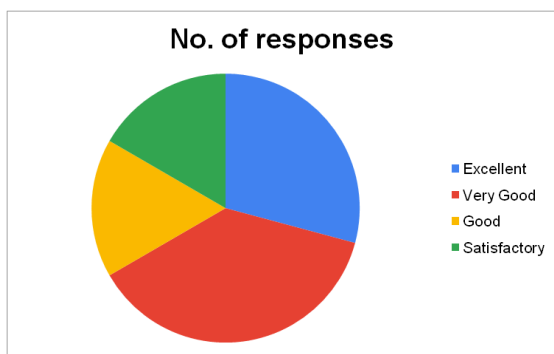
10. Rate the Practical component incorporated in the curriculum.

Feed Back	No. of responses	Percentage	Cumulative %
Excellent	6	25	25
Very Good	7	29	54
Good	8	33	87
Satisfactory	3	13	100
Total	24	100	



11. How do you rate the relevance of the electives to the specialization.

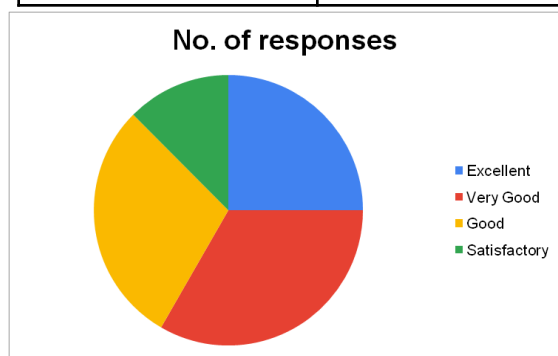
Feed Back	No. of responses	Percentage	Cumulative %
Excellent	7	29	29
Very Good	9	38	67
Good	4	17	84
Satisfactory	4	17	100
Total	24	100	



12. Rate the Curriculum Contribution towards projects and research

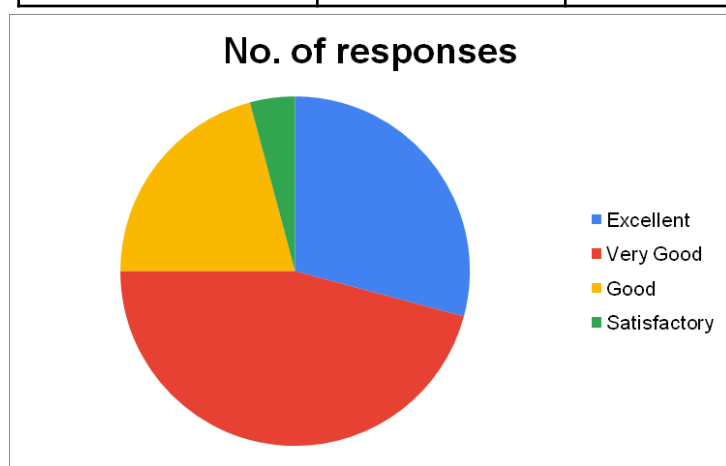
Feed Back	No. of responses	Percentage	Cumulative %
Excellent	6	25	25
Very Good	8	33	58

Good	7	29	87
Satisfactory	3	13	100
Total	24	100	



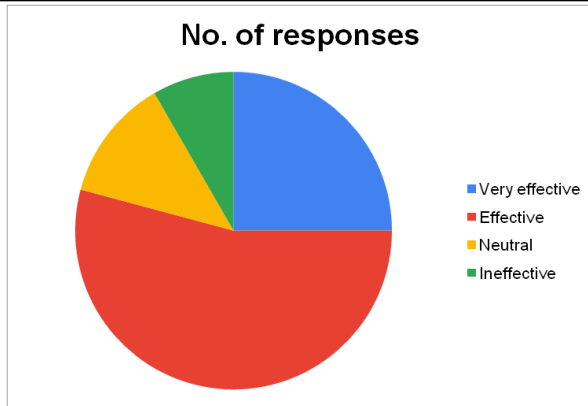
13. Infrastructural facilities such as Classrooms , Library and Labs with required software and hardware are available in department for smooth academic progress

Feed Back	No. of responses	Percentage	Cumulative %
Excellent	7	29	29
Very Good	11	46	75
Good	5	21	96
Satisfactory	1	3	100
Total	24	100	



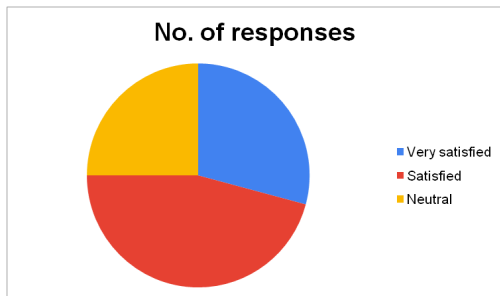
14. How effective do you find the teaching methods used in your courses?

Feed Back	No. of responses	Percentage	Cumulative %
Very effective	6	25	25
Effective	13	54	79
Neutral	3	13	92
Ineffective	2	8	100
Total	24	100	



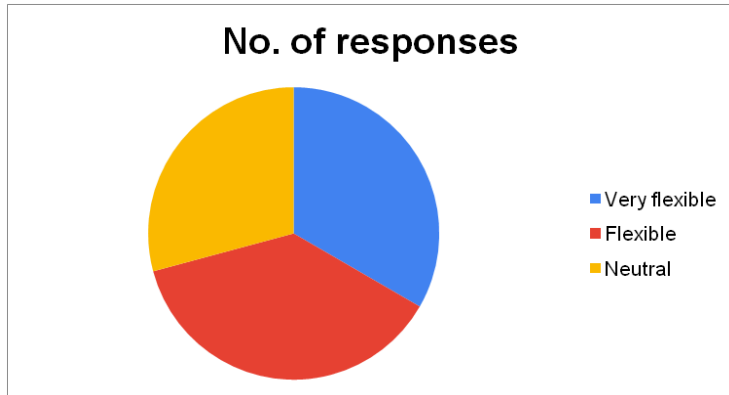
15. How satisfied are you with the curriculum provided.

Feed Back	No. of responses	Percentage	Cumulative %
Very satisfied	15	29	29
Satisfied	11	46	75
neutral	6	25	100
Total	24	100	



16. Do you feel that the curriculum is flexible enough to accommodate different learning styles and preferences?

Feed Back	No. of responses	Percentage	Cumulative %
Very flexible	8	33	33
Flexible	9	38	71
Neutral	7	29	100
Total	24	100	



Comments

-
- ❖ better infrastructure and more research projects to gain practical knowledge
 - ❖ Do organise field trips for the students.
 - ❖ try to make more practical sessions in college
 - ❖ Should improve in programs
 - ❖

Dr. Y. Reddy



Principal
JOSEPH'S DEGREE & P.G. COLLEGE
King Koti Road, HYDERABAD-29

Students Feedback on Curriculum
Course: BCom International finance & Accounting
Academic Year: 2023-24

Q. no	Questions	Excellent	Very Good	Good	Satisfactory
1.	Are the objectives and outcomes stated for the Program helping you	6	6	7	2
2	How do you rate the allocation of credits and hours to the courses?	6	11	3	1
3	How do you rate the Teachers information about your expected competencies, course outcomes and programme outcomes.	6	9	5	1
4	How do you rate the syllabus of the courses that you have studied in related to the expected competencies of the courses.	6	9	4	2
5	How do you rate the sequence of the Courses that you have studied in the programme.	9	7	3	2
6	How do you rate the unitization of the courses.	4	14	3	0
7	How interesting and engaging is the content of your courses.	4	10	4	3
8	How do you rate the relevance of the syllabus of	5	10	4	2

	each course to the recent trends and developments?				
9	How do you rate the learning resources that are available in the college (Library, Lab, ICT Provisions and others)?	3	6	9	3
10	Rate the Practical component incorporated in the curriculum.	6	6	6	3
11	How do you rate the relevance of the electives to the specialization.	5	8	5	3
12	Rate the Curriculum Contribution towards projects and research.	6	6	6	3
13	Infrastructural facilities such as Classrooms , Library and Labs with required software and hardware are available in department for smooth academic progress.	2	7	8	4

Q. no	Questions	Very Effective	Effective	Neutral	Ineffective
14	How effective do you find the teaching methods used in your courses?	5	12	4	

Q. no	Questions	Very satisfied	Satisfied	Neutral
15	How satisfied are you with the	4	14	3

	curriculum provided.			
--	----------------------	--	--	--

Q. no	Questions	Very Flexible	Flexible	Neutral
16	Do you feel that the curriculum is flexible enough to accommodate different learning styles and preferences?	4	13	4

EXCELLENT : 68– 20.12%

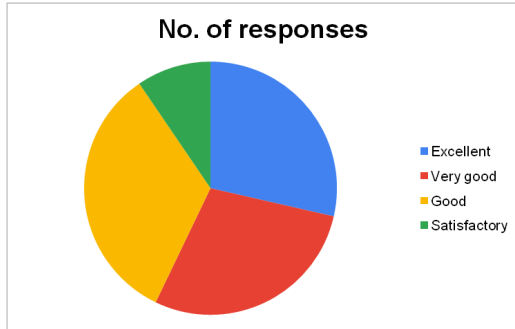
VERY GOOD : 109–32.25%

GOOD : 67– 19.82%

SATISFACTORY : 29 - 8.58%

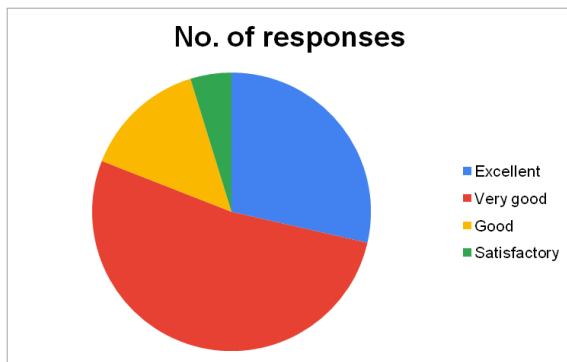
1. Are the objectives and outcomes stated for the Program helping you

Feed Back	No. of responses	Percentage	Cumulative %
Excellent	6	29	29
Very Good	6	29	58
Good	7	32	90
Satisfactory	2	10	100
Total	21	100	



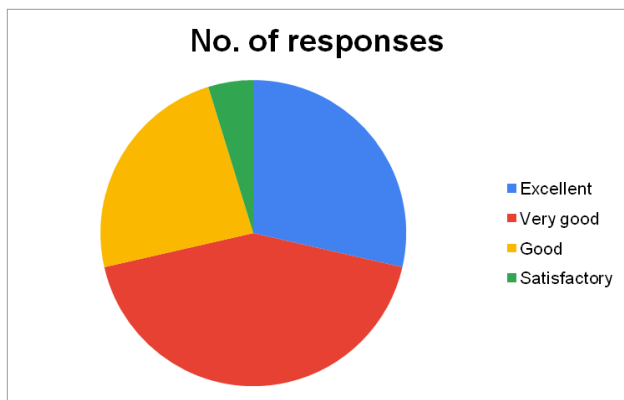
2. How do you rate the allocation of credits and hours to the courses?.

Feed Back	No. of responses	Percentage	Cumulative %
Excellent	6	29	29
Very Good	11	52	81
Good	3	14	95
Satisfactory	1	5	100
Total	21	100	



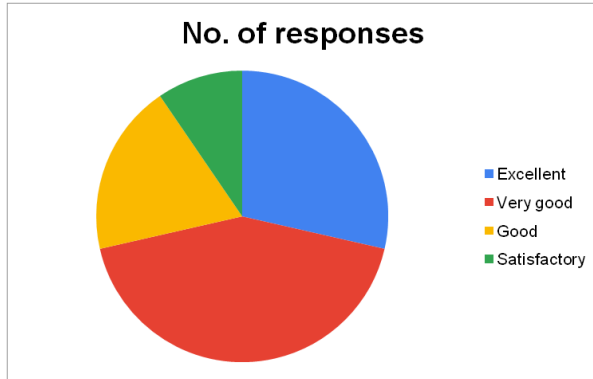
3. How do you rate the Teachers information about your expected competencies, course outcomes and programme outcomes.

Feed Back	No. of responses	Percentage	Cumulative %
Excellent	6	29	29
Very Good	9	43	72
Good	5	24	96
Satisfactory	1	5	100
Total	21	100	



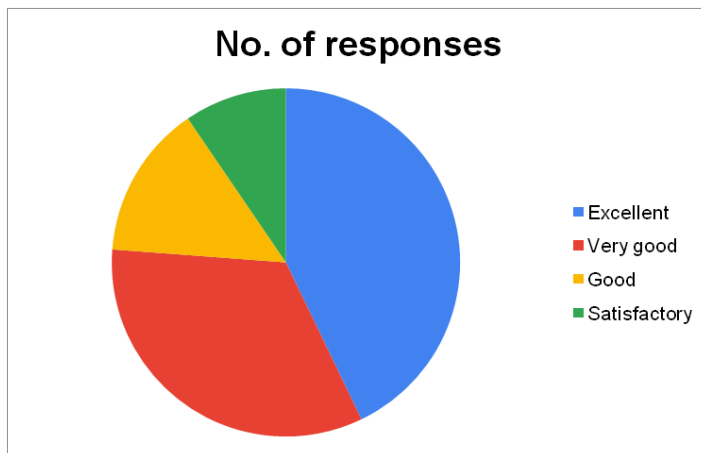
4. How do you rate the syllabus of the courses that you have studied in related to the expected competencies of the courses.

Feed Back	No. of responses	Percentage	Cumulative %
Excellent	6	29	29
Very Good	9	43	72
Good	4	19	90
Satisfactory	2	10	100
Total	21	100	



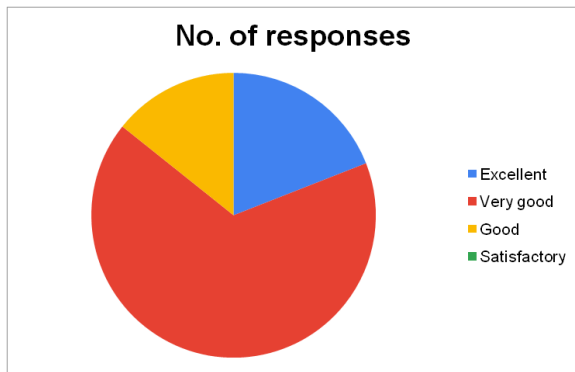
5. How do you rate the sequence of the Courses that you have studied in the programme?

Feed Back	No. of responses	Percentage	Cumulative %
Excellent	9	43	43
Very Good	7	33	76
Good	3	14	91
Satisfactory	2	10	100
Total	21	100	



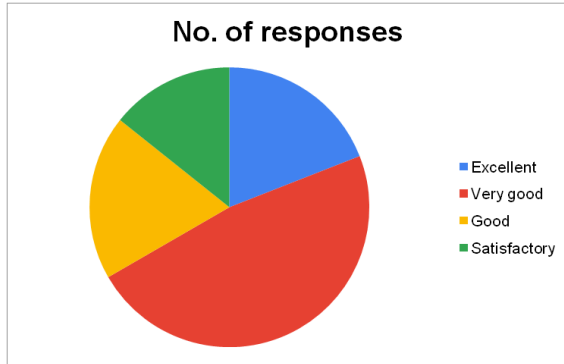
6. How do you rate the unitization of the courses

Feed Back	No. of responses	Percentage	Cumulative %
Excellent	4	19	19
Very Good	14	67	86
Good	3	14	100
Satisfactory	0	0	100
Total	21	100	



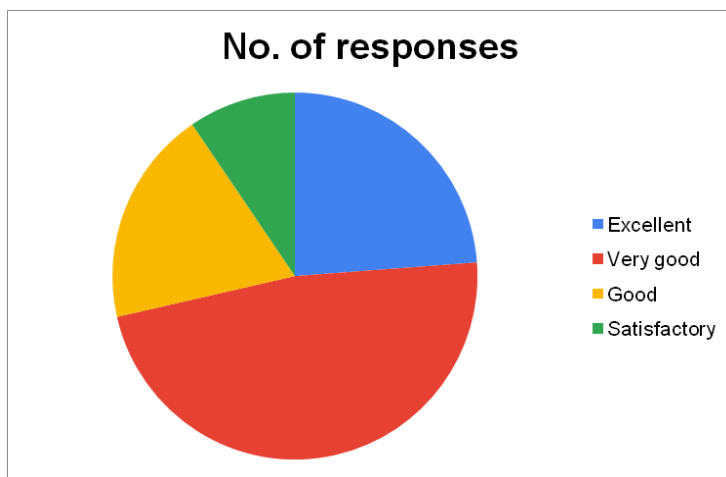
7. How interesting and engaging is the content of your courses

Feed Back	No. of responses	Percentage	Cumulative %
Excellent	4	19	19
Very Good	10	48	67
Good	4	19	86
Satisfactory	3	14	100
Total	21	100	



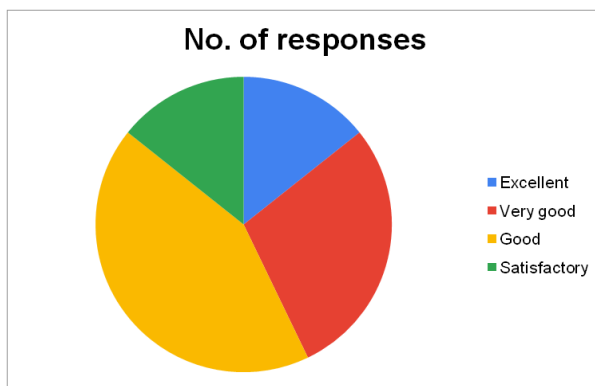
8. How do you rate the relevance of the syllabus of each course to the recent trends and developments?

Feed Back	No. of responses	Percentage	Cumulative %
Excellent	5	24	24
Very Good	10	48	72
Good	4	18	90
Satisfactory	2	10	100
Total	21	100	



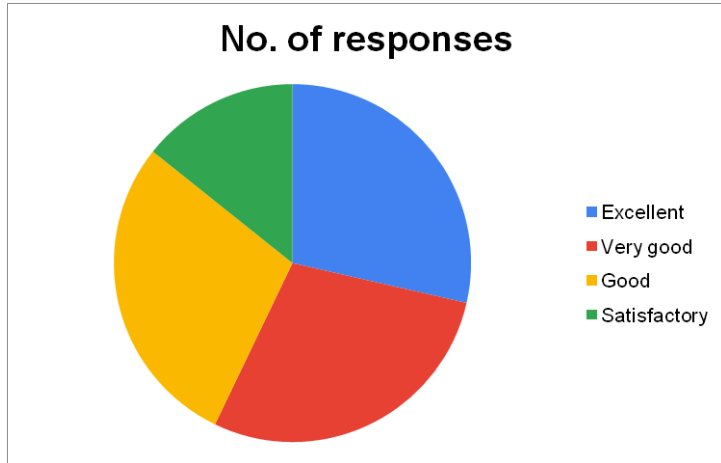
9. How do you rate the learning resources that are available in the college (Library, Lab, ICT Provisions and others)?

Feed Back	No. of responses	Percentage	Cumulative %
Excellent	3	14	14
Very Good	6	29	43
Good	9	43	86
Satisfactory	3	14	100
Total	21	100	



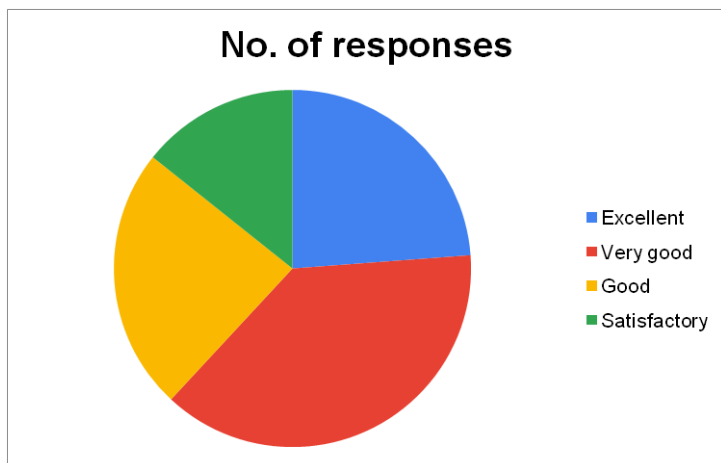
10. Rate the Practical component incorporated in the curriculum.

Feed Back	No. of responses	Percentage	Cumulative %
Excellent	6	29	29
Very Good	6	29	58
Good	6	29	86
Satisfactory	3	14	100
Total	21	100	



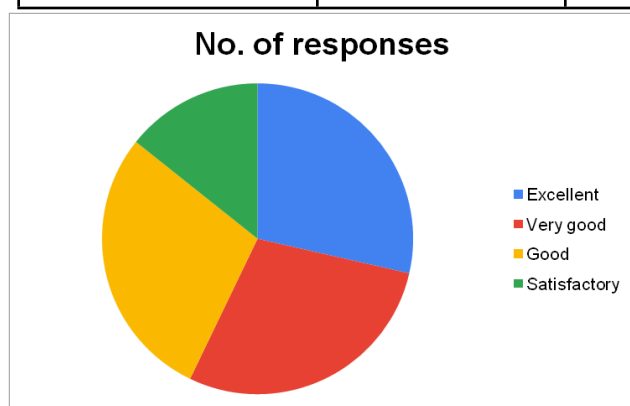
11. How do you rate the relevance of the electives to the specialization.

Feed Back	No. of responses	Percentage	Cumulative %
Excellent	5	24	24
Very Good	8	38	62
Good	5	24	86
Satisfactory	3	14	100
Total	21	100	



12. Rate the Curriculum Contribution towards projects and research

Feed Back	No. of responses	Percentage	Cumulative %
Excellent	6	29	29
Very Good	6	29	58
Good	6	29	86
Satisfactory	3	14	100
Total	21	100	

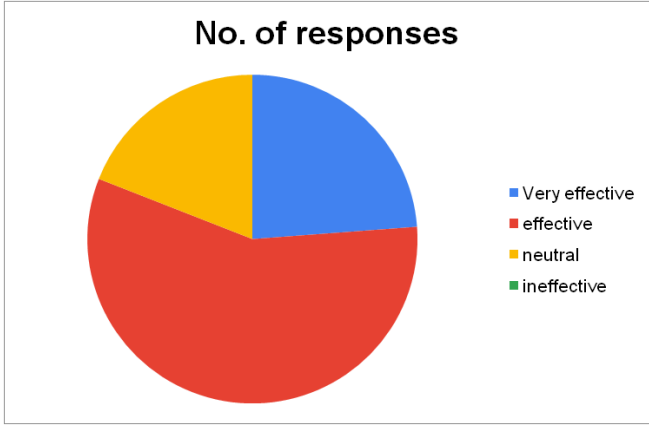


13. Infrastructural facilities such as Classrooms , Library and Labs with required software and hardware are available in department for smooth academic progress

Feed Back	No. of responses	Percentage	Cumulative %
Excellent	2	10	10
Very Good	7	33	43
Good	8	38	81
Satisfactory	4	19	100
Total	21	100	

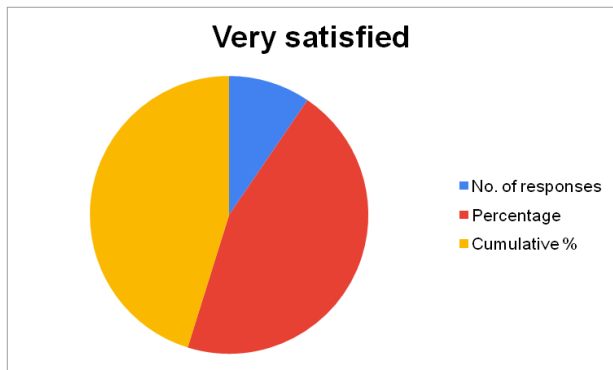
14. How effective do you find the teaching methods used in your courses?

Feed Back	No. of responses	Percentage	Cumulative %
Very effective	5	24	24
Effective	12	57	81
Neutral	4	19	100
Ineffective	0	0	100
Total	21	100	



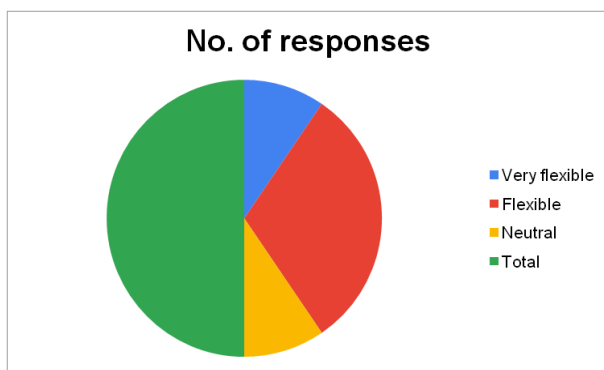
15. How satisfied are you with the curriculum provided.

Feed Back	No. of responses	Percentage	Cumulative %
Very satisfied	4	19	19
Satisfied	14	67	33
neutral	3	14	100
Total	21	100	



16. Do you feel that the curriculum is flexible enough to accommodate different learning styles and preferences?

Feed Back	No. of responses	Percentage	Cumulative %
Very flexible	4	19	19
Flexible	13	62	81
Neutral	4	19	100
Total	21	100	



Comments

-
- ❖ better infrastructure and more research projects to gain practical knowledge
 - ❖ Do organise field trips for the students.
 - ❖ try to make more practical sessions in college
 - ❖ Should improve in programs

❖

Dr. Y. Reddy



Principal
JOSEPH'S DEGREE & P.G. COLLEGE
King Koti Road, HYDERABAD-29

Students Feedback on Curriculum
Course: BCom Professional
Academic Year: 2023-24

Q. no	Questions	Excellent	Very Good	Good	Satisfactory
1.	Are the objectives and outcomes stated for the Program helping you	8	7	1	1
2	How do you rate the allocation of credits and hours to the courses?	7	8	1	1
3	How do you rate the Teachers information about your expected competencies, course outcomes and programme outcomes.	11	0	6	0
4	How do you rate the syllabus of the courses that you have studied in related to the expected competencies of the courses.	11	3	1	2
5	How do you rate the sequence of the Courses that you have studied in the programme.	9	6	1	1
6	How do you rate the unitization of the courses.	9	0	4	4
7	How interesting and engaging is the content of your courses.	7	6	2	2
8	How do you rate the relevance of the syllabus of	8	7	1	1

	each course to the recent trends and developments?				
9	How do you rate the learning resources that are available in the college (Library, Lab, ICT Provisions and others)?	8	0	8	1
10	Rate the Practical component incorporated in the curriculum.	7	7	3	0
11	How do you rate the relevance of the electives to the specialization.	6	7	3	1
12	Rate the Curriculum Contribution towards projects and research.	6	8	1	2
13	Infrastructural facilities such as Classrooms , Library and Labs with required software and hardware are available in department for smooth academic progress.	9	5	2	1

Q. no	Questions	Very Effective	Effective	Neutral	Ineffective
14		8	8	1	

Q. no	Questions	Very satisfied	Satisfied	Neutral
15		10	5	2

Q. no	Questions	Very Flexible	Flexible	Neutral
16		9	6	2

EXCELLENT : 106 – 47.96%

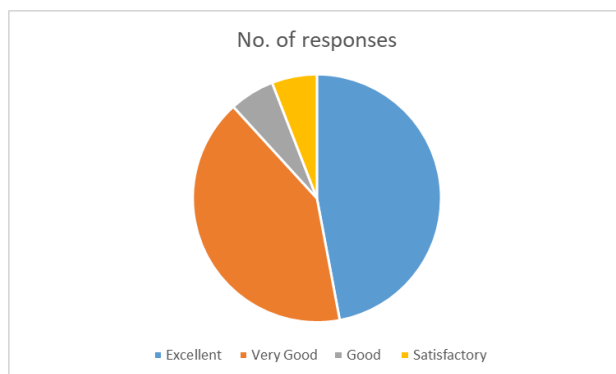
VERY GOOD : 64 – 28.95%

GOOD : 34– 15.38%

SATISFACTORY : 17 - 7.69%

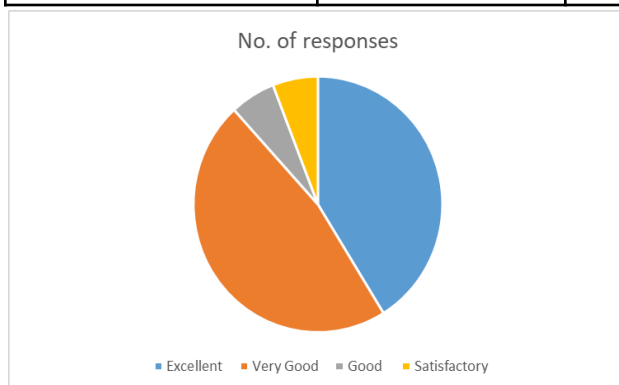
1. Are the objectives and outcomes stated for the Program helping you

Feed Back	No. of responses	Percentage	Cumulative %
Excellent	8	47	47
Very Good	7	41	88
Good	1	6	94
Satisfactory	1	6	100
Total	17	100	



2. How do you rate the allocation of credits and hours to the courses?.

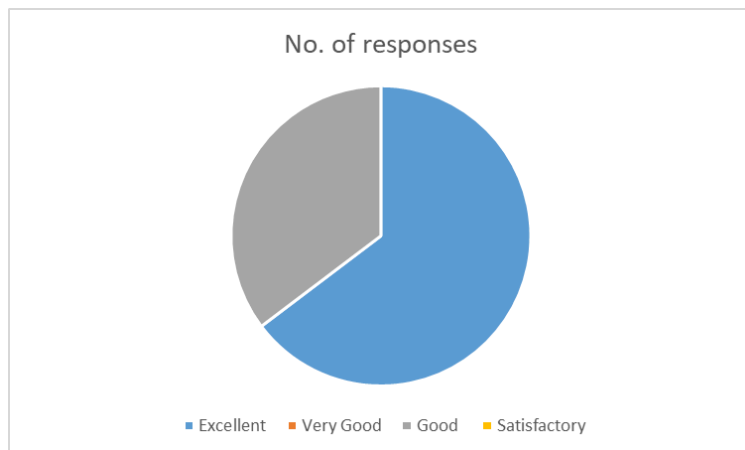
Feed Back	No. of responses	Percentage	Cumulative %
Excellent	7	41	41
Very Good	8	47	88
Good	1	6	94
Satisfactory	1	6	100
Total	17	100	



3. How do you rate the Teachers information about your expected competencies, course outcomes and programme outcomes.

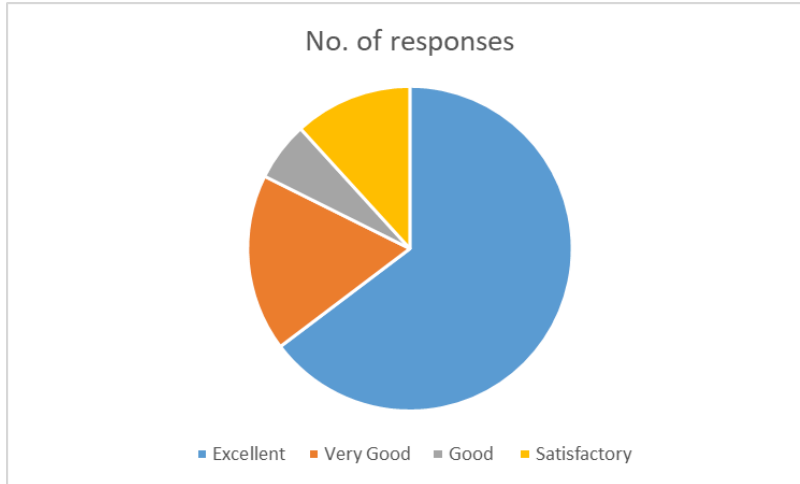
Feed Back	No. of responses	Percentage	Cumulative %
Excellent	11	65	65
Very Good			65
Good	6	35	100

Satisfactory			100
Total	17		



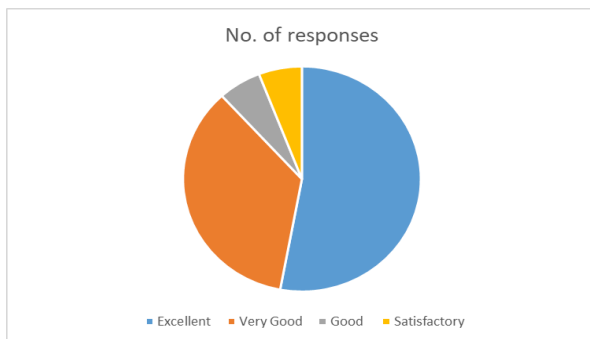
4. How do you rate the syllabus of the courses that you have studied in related to the expected competencies of the courses.

Feed Back	No. of responses	Percentage	Cumulative %
Excellent	11	65	65
Very Good	3	18	83
Good	1	6	89
Satisfactory	2	12	100
Total	17	100	



5. How do you rate the sequence of the Courses that you have studied in the programme?

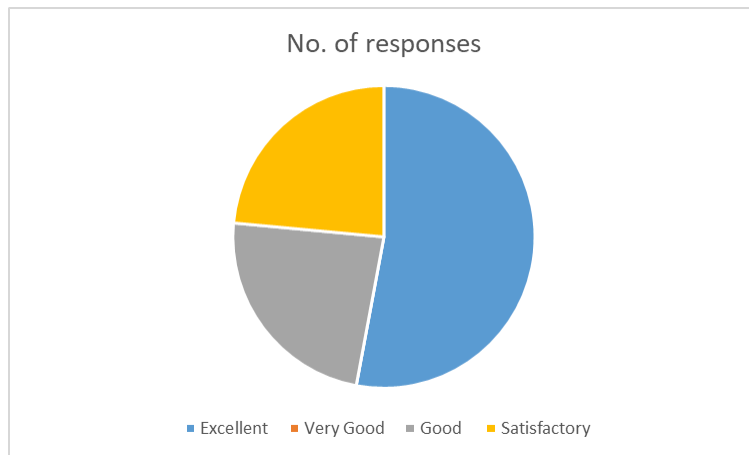
Feed Back	No. of responses	Percentage	Cumulative %
Excellent	9	53	53
Very Good	6	35	88
Good	1	6	94
Satisfactory	1	6	100
Total	17	100	



6. How do you rate the unitization of the courses

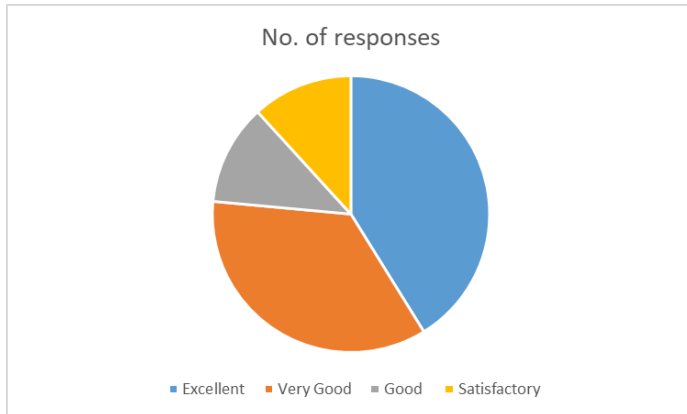
Feed Back	No. of responses	Percentage	Cumulative %
-----------	------------------	------------	--------------

Excellent	9	53	53
Very Good	0	0	53
Good	4	24	77
Satisfactory	4	24	100
Total	17	100	



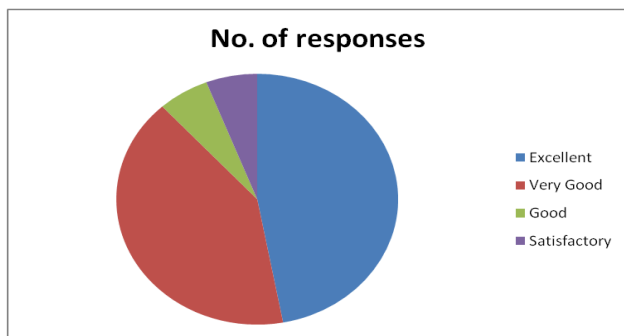
7. How interesting and engaging is the content of your courses

Feed Back	No. of responses	Percentage	Cumulative %
Excellent	7	41	41
Very Good	6	35	76
Good	2	12	88
Satisfactory	2	12	100
Total	17	100	



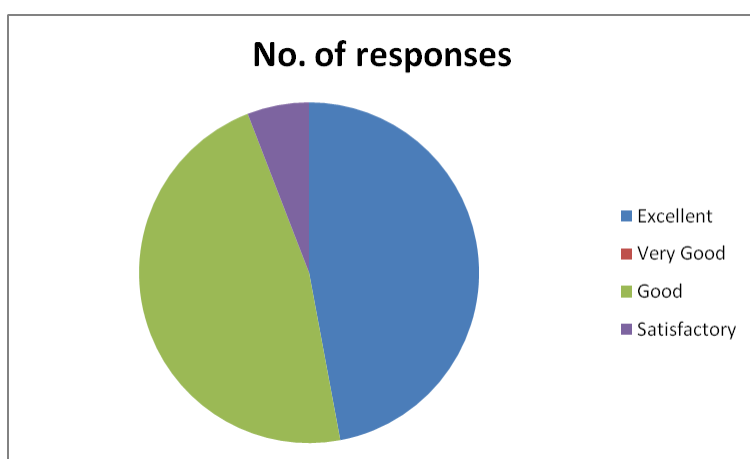
8. How do you rate the relevance of the syllabus of each course to the recent trends and developments?

Feed Back	No. of responses	Percentage	Cumulative %
Excellent	8	47	47
Very Good	7	41	88
Good	1	6	94
Satisfactory	1	6	100
Total	17	100	



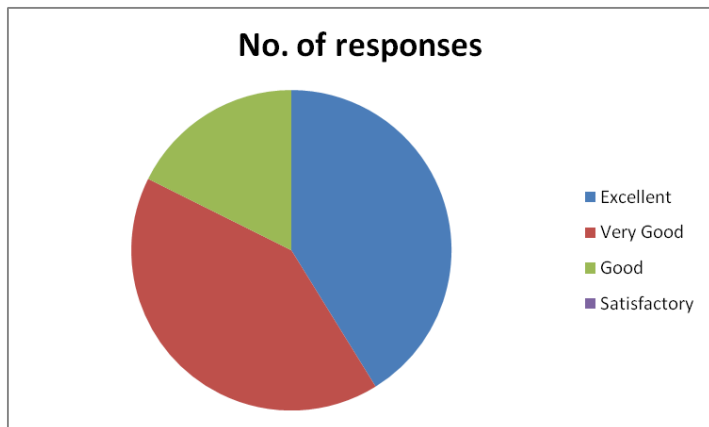
9. How do you rate the learning resources that are available in the college (Library, Lab, ICT Provisions and others)?

Feed Back	No. of responses	Percentage	Cumulative %
Excellent	8	47	47
Very Good	0	0	47
Good	8	47	94
Satisfactory	1	6	100
Total	17	100	



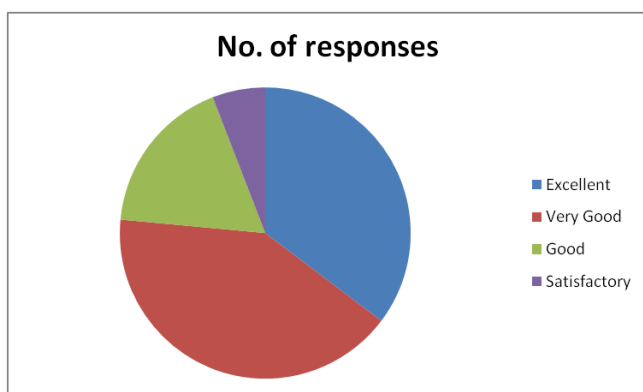
10. Rate the Practical component incorporated in the curriculum.

Feed Back	No. of responses	Percentage	Cumulative %
Excellent	7	41	41
Very Good	7	41	82
Good	3	18	100
Satisfactory	0	0	100
Total	17	100	



11. How do you rate the relevance of the electives to the specialization.

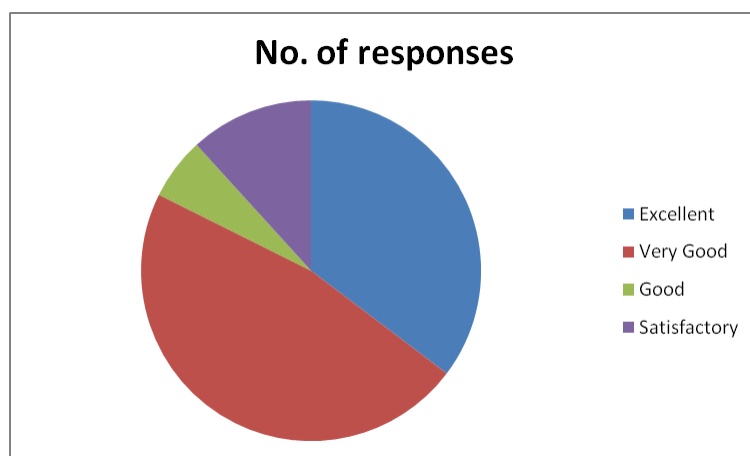
Feed Back	No. of responses	Percentage	Cumulative %
Excellent	6	35	35
Very Good	7	41	76
Good	3	18	94
Satisfactory	1	6	100
Total	17	100	



12. Rate the Curriculum Contribution towards projects and research

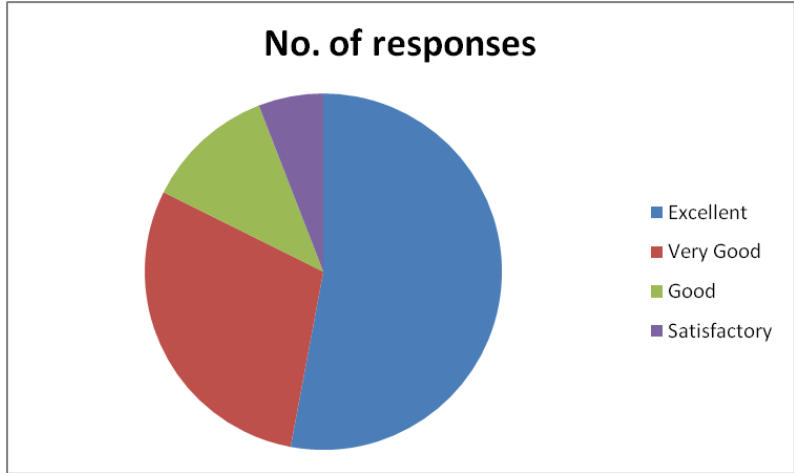
Feed Back	No. of	Percentage	Cumulative %
-----------	--------	------------	--------------

	responses		
Excellent	6	35	35
Very Good	8	47	82
Good	1	6	88
Satisfactory	2	12	100
Total	17	100	



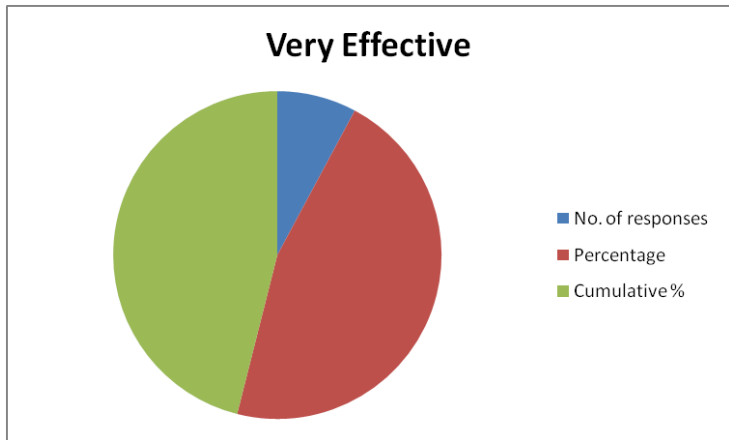
13. Infrastructural facilities such as Classrooms , Library and Labs with required software and hardware are available in department for smooth academic progress

Feed Back	No. of responses	Percentage	Cumulative %
Excellent	9	53	53
Very Good	5	29	82
Good	2	12	94
Satisfactory	1	6	100
Total	17	100	



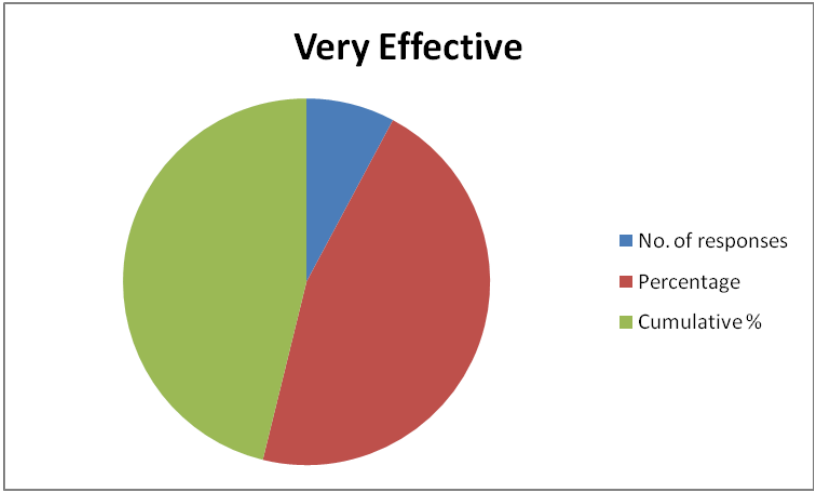
14. How effective do you find the teaching methods used in your courses?

Feed Back	No. of responses	Percentage	Cumulative %
Very effective	8	47	47
Effective	8	47	94
Neutral	7	6	100
Ineffective			100
Total	17	100	



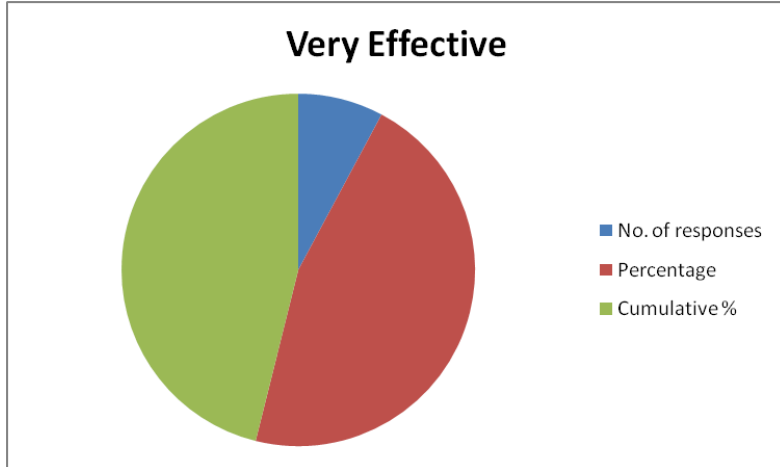
15. How satisfied are you with the curriculum provided.

Feed Back	No. of responses	Percentage	Cumulative %
Very satisfied	10	59	59
Satisfied	5	29	88
neutral	2	12	100
Total	17	100	



16. Do you feel that the curriculum is flexible enough to accommodate different learning styles and preferences?


Feed Back	No. of responses	Percentage	Cumulative %
Very flexible	9	53	53
Flexible	6	35	88
Neutral	2	12	100
Total	17	100	



Comments

-
- ❖ better infrastructure and more research projects to gain practical knowledge
 - ❖ Do organise field trips for the students.
 - ❖ try to make more practical sessions in college
 - ❖ Should improve in programs
 - ❖

Dr. Y. Reddy


Principal
JOSEPH'S DEGREE & P.G. COLLEGE
King Koti Road, HYDERABAD-29

Students Feedback on Curriculum
Course: B Com
Academic Year: 2023-24

Q. no	Questions	Excellent	Very Good	Good	Satisfactory
1.	Are the objectives and outcomes stated for the Program helping you	14	7	5	2
2	How do you rate the allocation of credits and hours to the courses?	12	8	5	3
3	How do you rate the Teachers information about your expected competencies, course outcomes and programme outcomes.	14	6	7	1
4	How do you rate the syllabus of the courses that you have studied in related to the expected competencies of the courses.	14	5	9	0
5	How do you rate the sequence of the Courses that you have studied in the programme.	15	5	6	2
6	How do you rate the unitization of the courses.	13	5	7	3
7	How interesting and engaging is the content of your courses.	13	5	5	5
8	How do you rate the relevance of the syllabus of	10	9	6	3

	each course to the recent trends and developments?				
9	How do you rate the learning resources that are available in the college (Library, Lab, ICT Provisions and others)?	9	7	7	5
10	Rate the Practical component incorporated in the curriculum.	11	8	4	5
11	How do you rate the relevance of the electives to the specialization.	12	6	7	3
12	Rate the Curriculum Contribution towards projects and research.	11	8	5	4
13	Infrastructural facilities such as Classrooms , Library and Labs with required software and hardware are available in department for smooth academic progress.	10	8	7	3

Q. no	Questions	Very Effective	Effective	Neutral	Ineffective
14	How effective do you find the teaching methods used in your courses?	12	6	6	4

Q. no	Questions	Very satisfied	Satisfied	Neutral
15	How satisfied are you with the	10	14	4

	curriculum provided.			
--	----------------------	--	--	--

Q. no	Questions	Very Flexible	Flexible	Neutral
16	Do you feel that the curriculum is flexible enough to accommodate different learning styles and preferences?	12	11	5

EXCELLENT : 158 –43.40 %

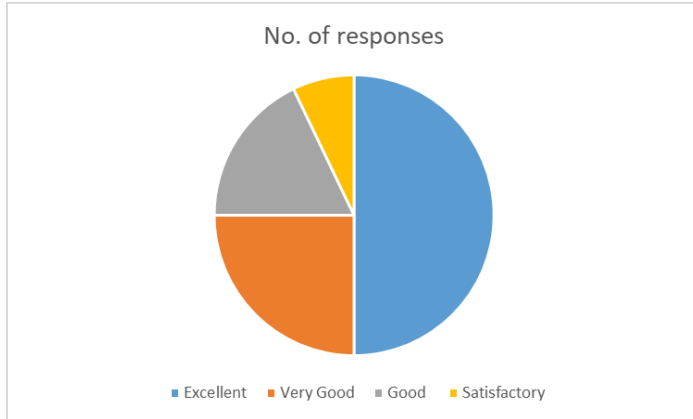
VERY GOOD : 87 – 23.90%

GOOD : 80 – 21.98%

SATISFACTORY : 39 - 10.71 %

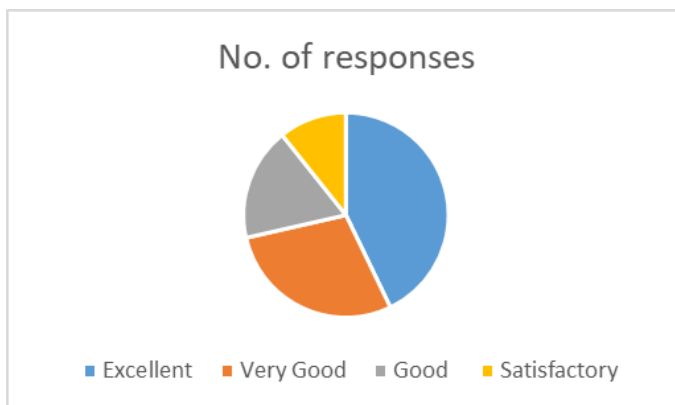
1. Are the objectives and outcomes stated for the Program helping you

Feed Back	No. of responses	Percentage	Cumulative %
Excellent	14	50	50
Very Good	7	25	75
Good	5	18	93
Satisfactory	2	7	100
Total	28	100	



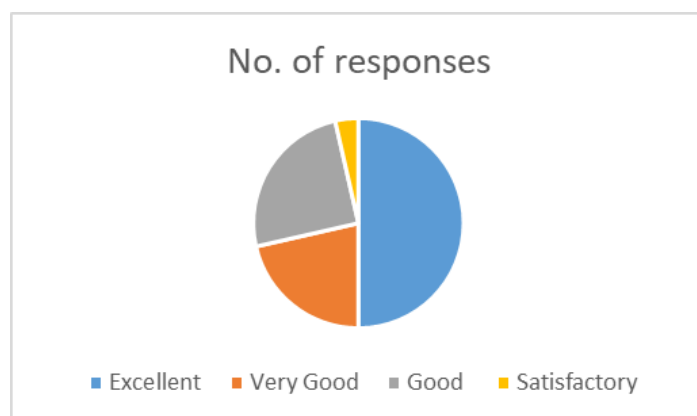
2. How do you rate the allocation of credits and hours to the courses?.

Feed Back	No. of responses	Percentage	Cumulative %
Excellent	12	43	43
Very Good	8	28	71
Good	5	18	89
Satisfactory	3	11	100
Total	28	100	



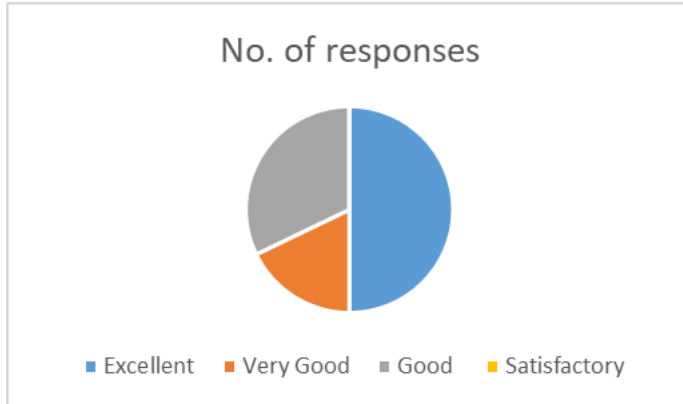
3. How do you rate the Teachers information about your expected competencies, course outcomes and programme outcomes.

Feed Back	No. of responses	Percentage	Cumulative %
Excellent	14	50	50
Very Good	6	21	71
Good	7	25	96
Satisfactory	1	4	100
Total	28	100	



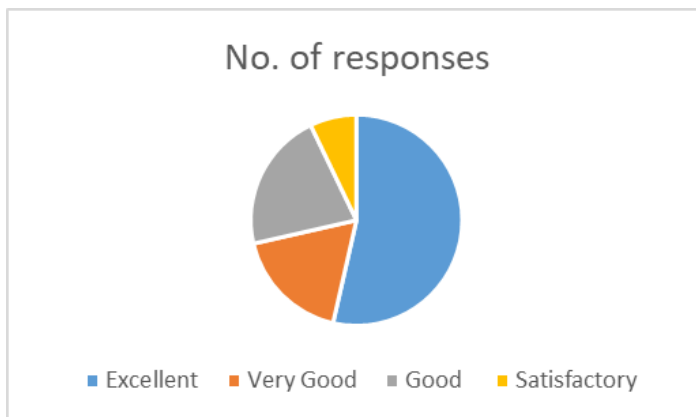
4. How do you rate the syllabus of the courses that you have studied in related to the expected competencies of the courses.

Feed Back	No. of responses	Percentage	Cumulative %
Excellent	14	50	50
Very Good	5	18	68
Good	9	32	100
Satisfactory	0	0	100
Total	28	100	



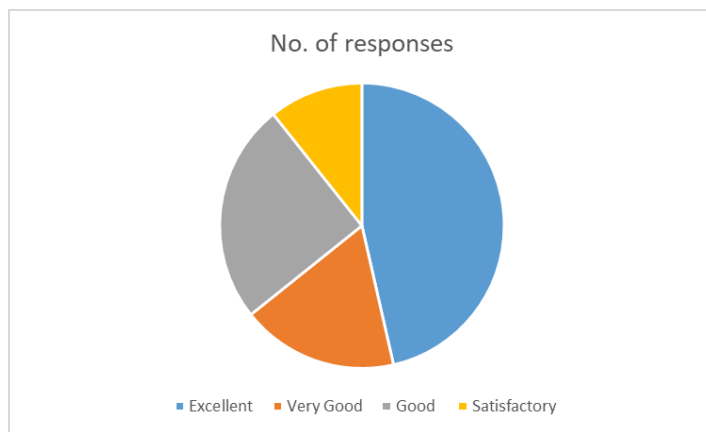
5. How do you rate the sequence of the Courses that you have studied in the programme?

Feed Back	No. of responses	Percentage	Cumulative %
Excellent	15	54	54
Very Good	5	18	72
Good	6	21	93
Satisfactory	2	7	100
Total	28	100	



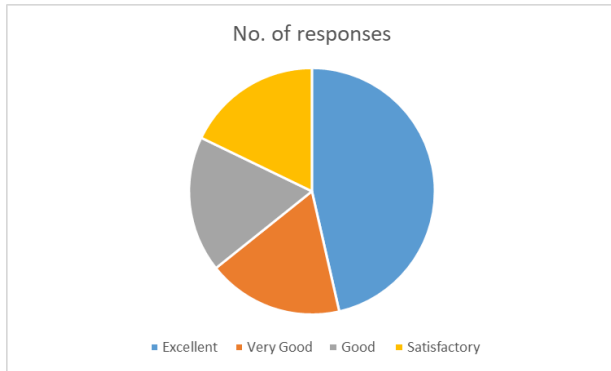
6. How do you rate the unitization of the courses

Feed Back	No. of responses	Percentage	Cumulative %
Excellent	13	46	46
Very Good	5	18	64
Good	7	25	59
Satisfactory	3	11	100
Total	28	100	



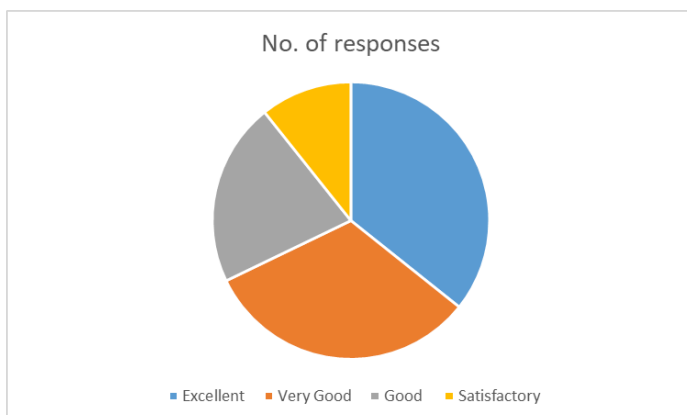
7. How interesting and engaging is the content of your courses

Feed Back	No. of responses	Percentage	Cumulative %
Excellent	13	46	46
Very Good	5	18	64
Good	5	18	82
Satisfactory	5	18	100
Total	28	100	



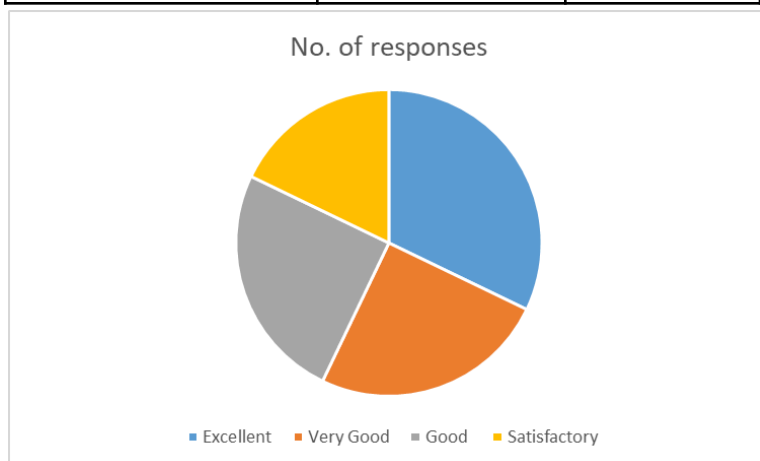
8. How do you rate the relevance of the syllabus of each course to the recent trends and developments?

Feed Back	No. of responses	Percentage	Cumulative %
Excellent	10	36	36
Very Good	9	32	68
Good	6	21	89
Satisfactory	3	11	100
Total	28	100	



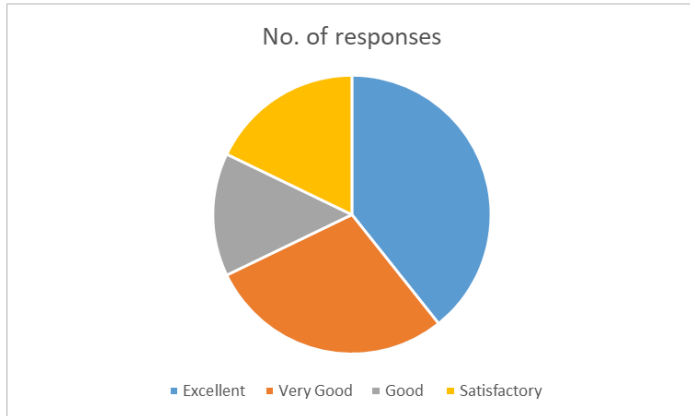
9. How do you rate the learning resources that are available in the college (Library, Lab, ICT Provisions and others)?

Feed Back	No. of responses	Percentage	Cumulative %
Excellent	9	32	32
Very Good	7	25	57
Good	7	25	82
Satisfactory	5	18	100
Total	28	100	



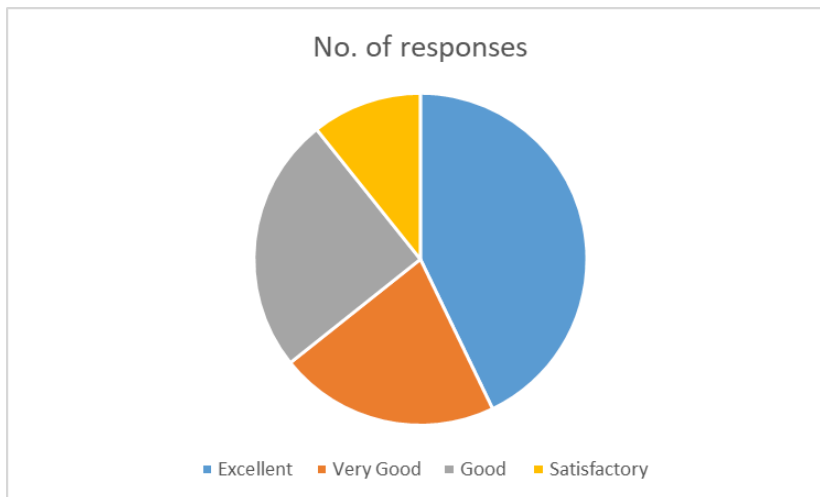
10. Rate the Practical component incorporated in the curriculum.

Feed Back	No. of responses	Percentage	Cumulative %
Excellent	11	39	39
Very Good	8	29	68
Good	4	14	82
Satisfactory	5	18	100
Total	28	100	



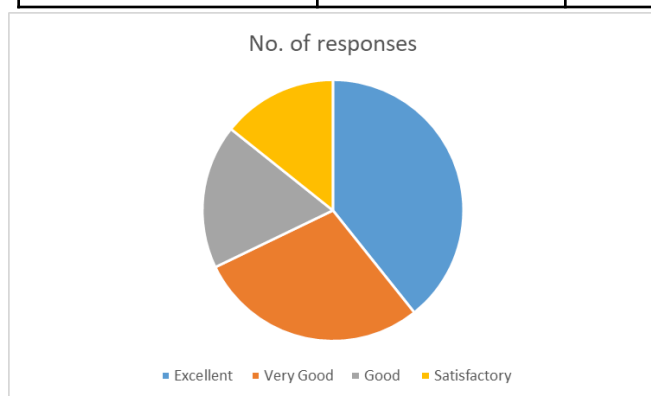
11. How do you rate the relevance of the electives to the specialization.

Feed Back	No. of responses	Percentage	Cumulative %
Excellent	12	43	43
Very Good	6	21	64
Good	7	25	89
Satisfactory	3	11	100
Total	28	100	



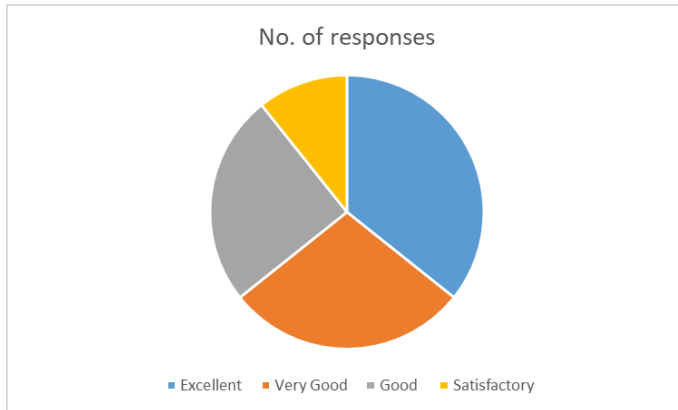
12. Rate the Curriculum Contribution towards projects and research

Feed Back	No. of responses	Percentage	Cumulative %
Excellent	11	39	39
Very Good	8	29	68
Good	5	18	86
Satisfactory	4	14	100
Total	28	100	



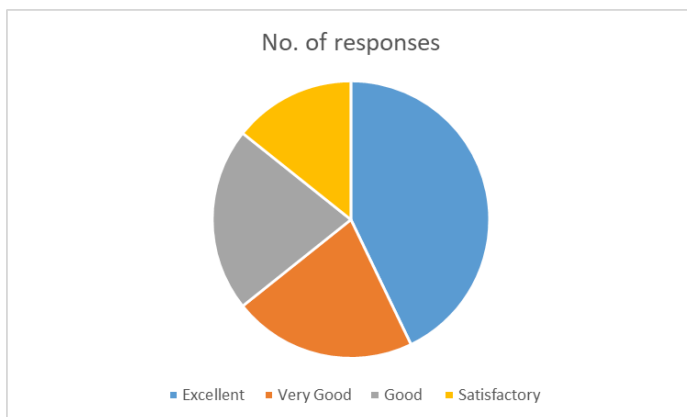
13. Infrastructural facilities such as Classrooms , Library and Labs with required software and hardware are available in department for smooth academic progress

Feed Back	No. of responses	Percentage	Cumulative %
Excellent	10	36	36
Very Good	8	29	64
Good	7	25	90
Satisfactory	3	11	100
Total	28	100	



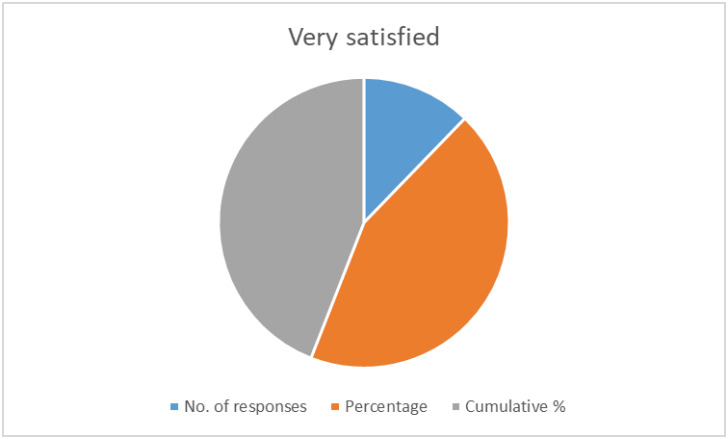
14. How effective do you find the teaching methods used in your courses?

Feed Back	No. of responses	Percentage	Cumulative %
Very effective	12	43	43
Effective	6	21	64
Neutral	6	21	86
Ineffective	4	14	100
Total	28	100	



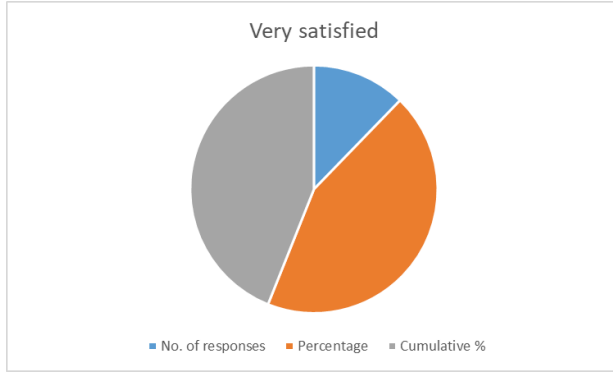
15. How satisfied are you with the curriculum provided.

Feed Back	No. of responses	Percentage	Cumulative %
Very satisfied	10	36	36
Satisfied	14	50	86
neutral	4	14	100
Total	28	100	



16. Do you feel that the curriculum is flexible enough to accommodate different learning styles and preferences?


Feed Back	No. of responses	Percentage	Cumulative %
Very satisfied	12	43	43
Satisfied	11	39	82
neutral	5	18	100
Total	28	100	



Comments

-
- ❖ better infrastructure and more research projects to gain practical knowledge
 - ❖ Do organise field trips for the students.
 - ❖ try to make more practical sessions in college
 - ❖ Should improve in programs
 - ❖

Dr. Y. Reddy


Principal
JOSEPH'S DEGREE & P.G. COLLEGE
King Koti Road, HYDERABAD-29

Students Feedback on Curriculum
Course: BCom International finance & Accounting
Academic Year: 2023-24

Q. no	Questions	Excellent	Very Good	Good	Satisfactory
1.	Are the objectives and outcomes stated for the Program helping you	6	6	7	2
2	How do you rate the allocation of credits and hours to the courses?	6	11	3	1
3	How do you rate the Teachers information about your expected competencies, course outcomes and programme outcomes.	6	9	5	1
4	How do you rate the syllabus of the courses that you have studied in related to the expected competencies of the courses.	6	9	4	2
5	How do you rate the sequence of the Courses that you have studied in the programme.	9	7	3	2
6	How do you rate the unitization of the courses.	4	14	3	0
7	How interesting and engaging is the content of your courses.	4	10	4	3
8	How do you rate the relevance of the syllabus of	5	10	4	2

	each course to the recent trends and developments?				
9	How do you rate the learning resources that are available in the college (Library, Lab, ICT Provisions and others)?	3	6	9	3
10	Rate the Practical component incorporated in the curriculum.	6	6	6	3
11	How do you rate the relevance of the electives to the specialization.	5	8	5	3
12	Rate the Curriculum Contribution towards projects and research.	6	6	6	3
13	Infrastructural facilities such as Classrooms , Library and Labs with required software and hardware are available in department for smooth academic progress.	2	7	8	4

Q. no	Questions	Very Effective	Effective	Neutral	Ineffective
14	How effective do you find the teaching methods used in your courses?	5	12	4	

Q. no	Questions	Very satisfied	Satisfied	Neutral
15	How satisfied are you with the	4	14	3

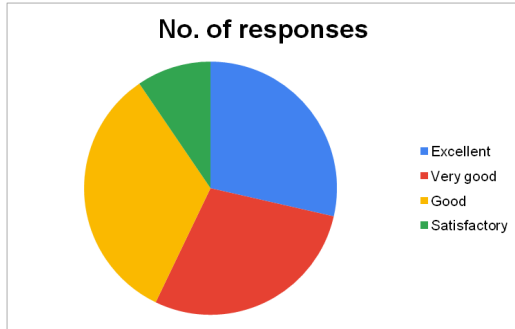
	curriculum provided.			
--	----------------------	--	--	--

Q. no	Questions	Very Flexible	Flexible	Neutral
16	Do you feel that the curriculum is flexible enough to accommodate different learning styles and preferences?	4	13	4

EXCELLENT : 68– 20.12%
VERY GOOD : 109–32.25%
GOOD : 67– 19.82%
SATISFACTORY : 29 - 8.58%

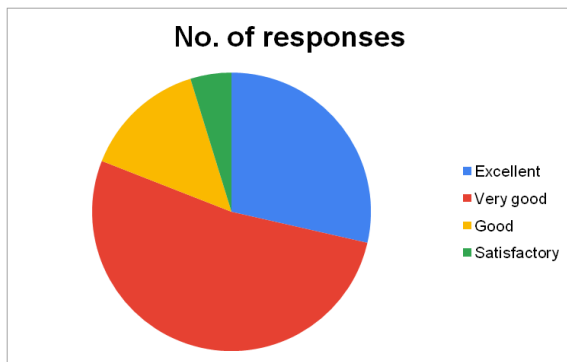
1. Are the objectives and outcomes stated for the Program helping you

Feed Back	No. of responses	Percentage	Cumulative %
Excellent	6	29	29
Very Good	6	29	58
Good	7	32	90
Satisfactory	2	10	100
Total	21	100	



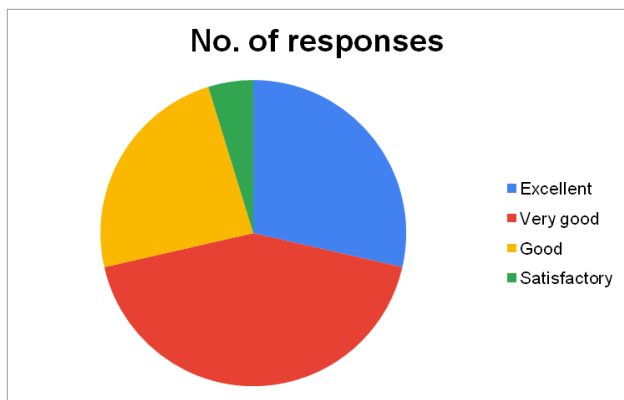
2. How do you rate the allocation of credits and hours to the courses?.

Feed Back	No. of responses	Percentage	Cumulative %
Excellent	6	29	29
Very Good	11	52	81
Good	3	14	95
Satisfactory	1	5	100
Total	21	100	



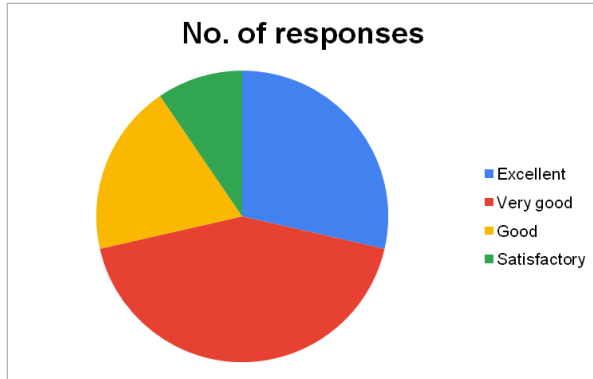
3. How do you rate the Teachers information about your expected competencies, course outcomes and programme outcomes.

Feed Back	No. of responses	Percentage	Cumulative %
Excellent	6	29	29
Very Good	9	43	72
Good	5	24	96
Satisfactory	1	5	100
Total	21	100	



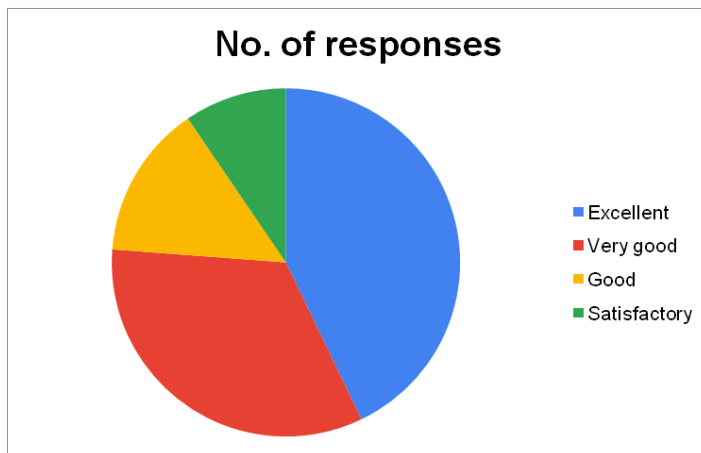
4. How do you rate the syllabus of the courses that you have studied in related to the expected competencies of the courses.

Feed Back	No. of responses	Percentage	Cumulative %
Excellent	6	29	29
Very Good	9	43	72
Good	4	19	90
Satisfactory	2	10	100
Total	21	100	



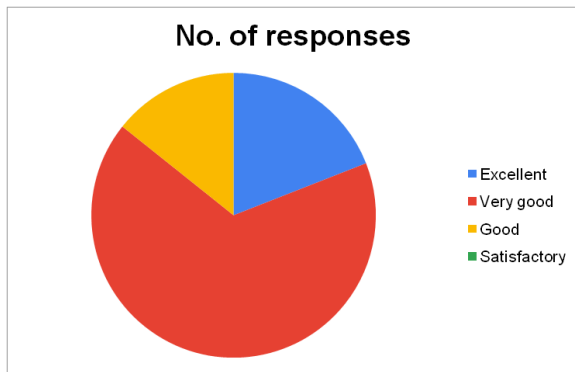
5. How do you rate the sequence of the Courses that you have studied in the programme?

Feed Back	No. of responses	Percentage	Cumulative %
Excellent	9	43	43
Very Good	7	33	76
Good	3	14	91
Satisfactory	2	10	100
Total	21	100	



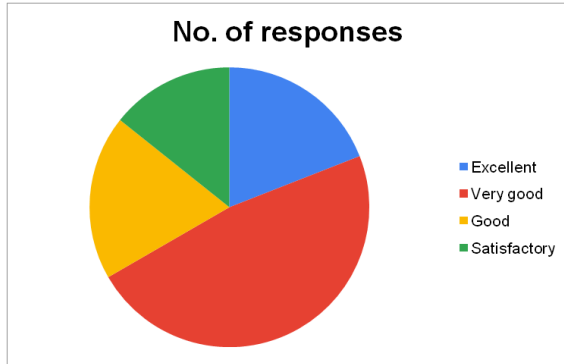
6. How do you rate the unitization of the courses

Feed Back	No. of responses	Percentage	Cumulative %
Excellent	4	19	19
Very Good	14	67	86
Good	3	14	100
Satisfactory	0	0	100
Total	21	100	



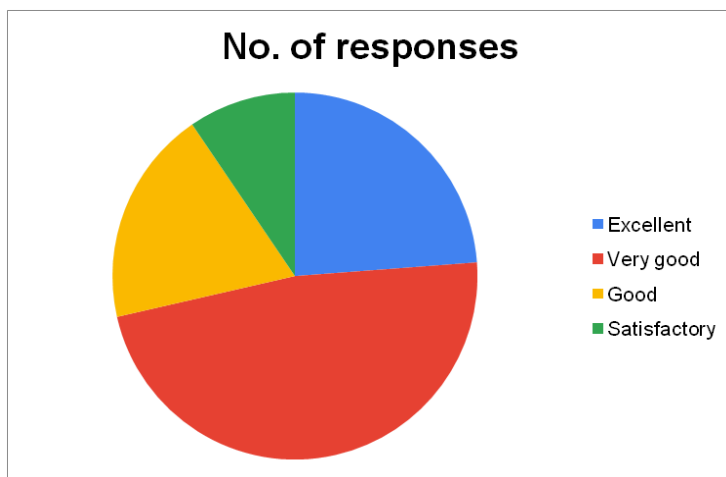
7. How interesting and engaging is the content of your courses

Feed Back	No. of responses	Percentage	Cumulative %
Excellent	4	19	19
Very Good	10	48	67
Good	4	19	86
Satisfactory	3	14	100
Total	21	100	



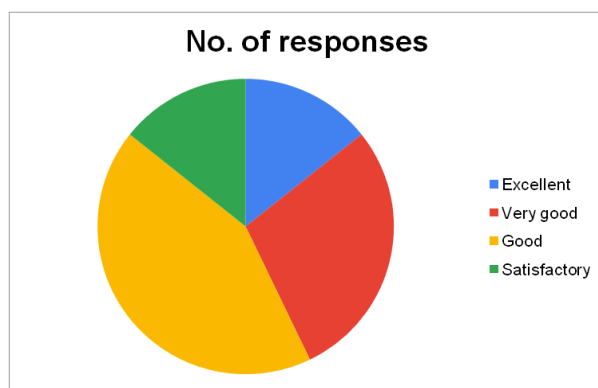
8. How do you rate the relevance of the syllabus of each course to the recent trends and developments?

Feed Back	No. of responses	Percentage	Cumulative %
Excellent	5	24	24
Very Good	10	48	72
Good	4	18	90
Satisfactory	2	10	100
Total	21	100	



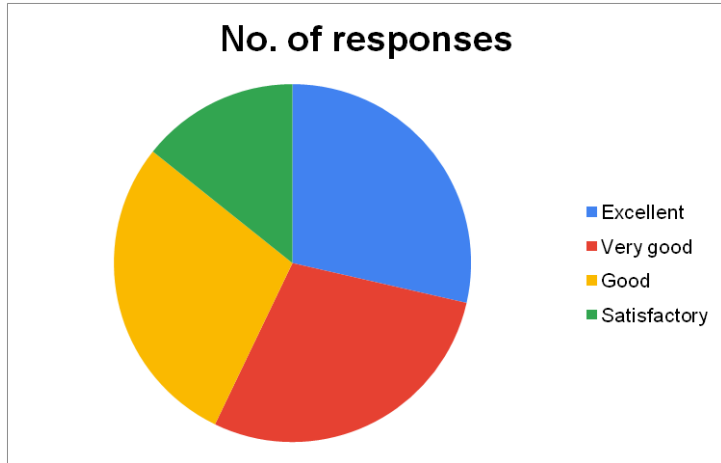
9. How do you rate the learning resources that are available in the college (Library, Lab, ICT Provisions and others)?

Feed Back	No. of responses	Percentage	Cumulative %
Excellent	3	14	14
Very Good	6	29	43
Good	9	43	86
Satisfactory	3	14	100
Total	21	100	



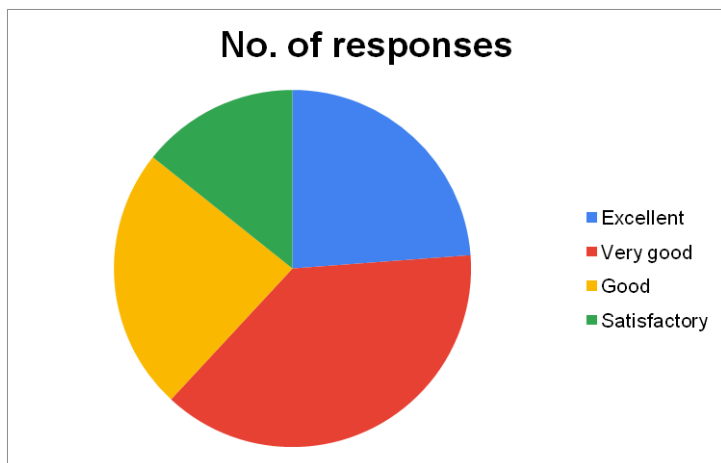
10. Rate the Practical component incorporated in the curriculum.

Feed Back	No. of responses	Percentage	Cumulative %
Excellent	6	29	29
Very Good	6	29	58
Good	6	29	86
Satisfactory	3	14	100
Total	21	100	



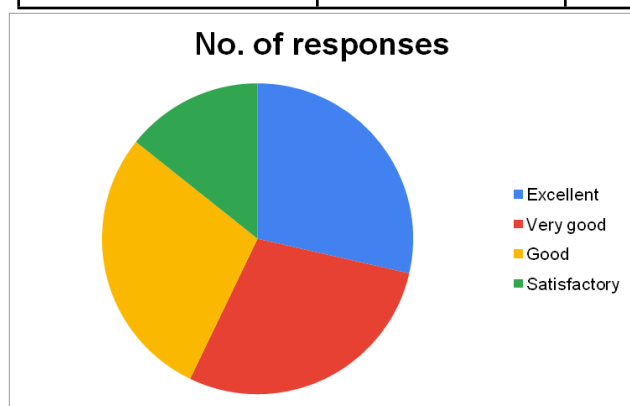
11. How do you rate the relevance of the electives to the specialization.

Feed Back	No. of responses	Percentage	Cumulative %
Excellent	5	24	24
Very Good	8	38	62
Good	5	24	86
Satisfactory	3	14	100
Total	21	100	



12. Rate the Curriculum Contribution towards projects and research

Feed Back	No. of responses	Percentage	Cumulative %
Excellent	6	29	29
Very Good	6	29	58
Good	6	29	86
Satisfactory	3	14	100
Total	21	100	

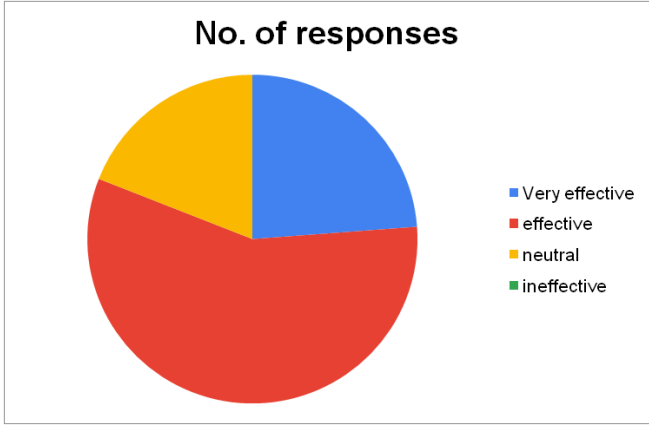


13. Infrastructural facilities such as Classrooms , Library and Labs with required software and hardware are available in department for smooth academic progress

Feed Back	No. of responses	Percentage	Cumulative %
Excellent	2	10	10
Very Good	7	33	43
Good	8	38	81
Satisfactory	4	19	100
Total	21	100	

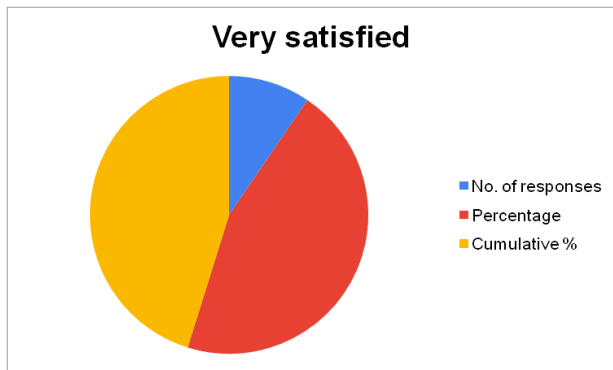
14. How effective do you find the teaching methods used in your courses?

Feed Back	No. of responses	Percentage	Cumulative %
Very effective	5	24	24
Effective	12	57	81
Neutral	4	19	100
Ineffective	0	0	100
Total	21	100	



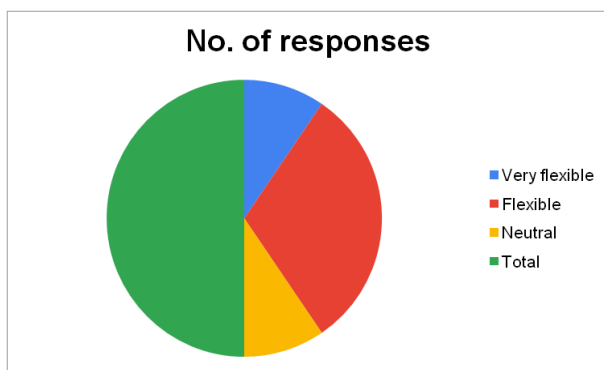
15. How satisfied are you with the curriculum provided.

Feed Back	No. of responses	Percentage	Cumulative %
Very satisfied	4	19	19
Satisfied	14	67	33
neutral	3	14	100
Total	21	100	



16. Do you feel that the curriculum is flexible enough to accommodate different learning styles and preferences?

Feed Back	No. of responses	Percentage	Cumulative %
Very flexible	4	19	19
Flexible	13	62	81
Neutral	4	19	100
Total	21	100	



Comments

-
- ❖ better infrastructure and more research projects to gain practical knowledge
 - ❖ Do organise field trips for the students.
 - ❖ try to make more practical sessions in college
 - ❖ Should improve in programs

❖

Dr. Y. Reddy



Principal
JOSEPH'S DEGREE & P.G. COLLEGE
King Koti Road, HYDERABAD-29

Students Feedback on Curriculum
Course: BCom Information Technology
Academic Year: 2023-24

Q. no	Questions	Excellent	Very Good	Good	Satisfactory
1.	Are the objectives and outcomes stated for the Program helping you	11	8	4	3
2	How do you rate the allocation of credits and hours to the courses?	10	8	4	4
3	How do you rate the Teachers information about your expected competencies, course outcomes and programme outcomes.	11	10	4	1
4	How do you rate the syllabus of the courses that you have studied in related to the expected competencies of the courses.	9	6	9	2
5	How do you rate the sequence of the Courses that you have studied in the programme.	9	8	7	2
6	How do you rate the unitization of the courses.	7	10	6	3
7	How interesting and engaging is the content of your courses.	10	6	6	4
8	How do you rate the relevance of the syllabus of	8	8	6	4

	each course to the recent trends and developments?				
9	How do you rate the learning resources that are available in the college (Library, Lab, ICT Provisions and others)?	9	7	4	6
10	Rate the Practical component incorporated in the curriculum.	10	4	9	3
11	How do you rate the relevance of the electives to the specialization.	10	7	6	3
12	Rate the Curriculum Contribution towards projects and research.	8	7	5	6
13	Infrastructural facilities such as Classrooms , Library and Labs with required software and hardware are available in department for smooth academic progress.	10	9	3	4

Q. no	Questions	Very Effective	Effective	Neutral	Ineffective
14	How effective do you find the teaching methods used in your courses?	9	11	6	

Q. no	Questions	Very satisfied	Satisfied	Neutral
15	How satisfied are you with the	11	9	6

	curriculum provided.			
--	----------------------	--	--	--

Q. no	Questions	Very Flexible	Flexible	Neutral
16	Do you feel that the curriculum is flexible enough to accommodate different learning styles and preferences?	8	11	7

EXCELLENT : 122– 36.09%

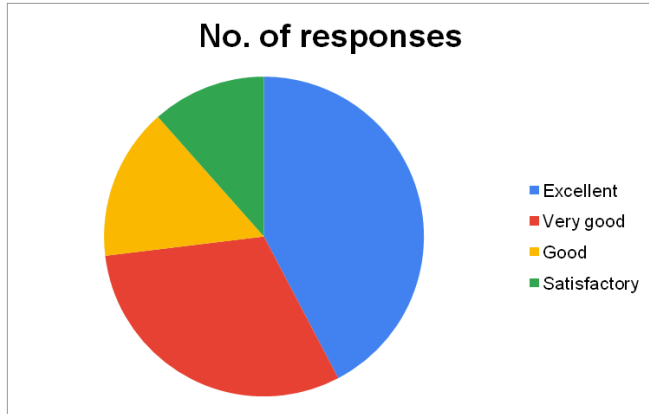
VERY GOOD : 98– 28.99%

GOOD : 73– 21.60%

SATISFACTORY : 45 - 13.31%

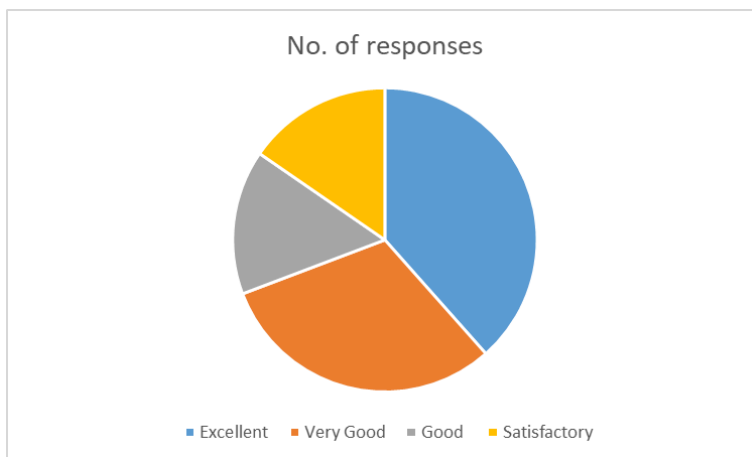
1. Are the objectives and outcomes stated for the Program helping you

Feed Back	No. of responses	Percentage	Cumulative %
Excellent	11	42	42
Very Good	8	31	73
Good	4	15	88
Satisfactory	3	12	100
Total	26	100	



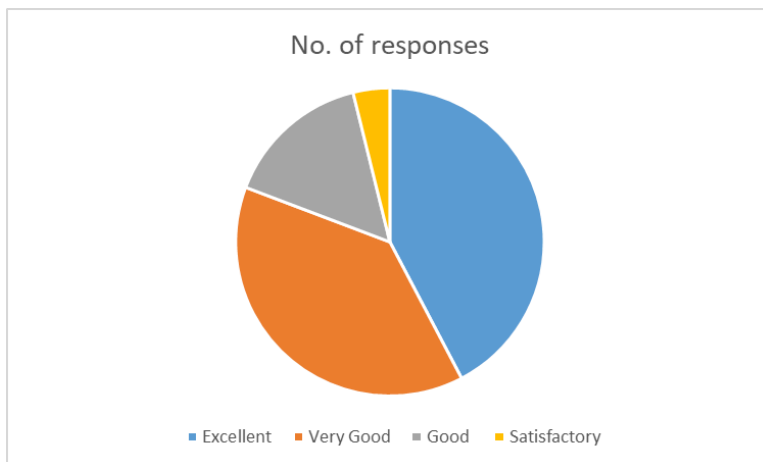
2. How do you rate the allocation of credits and hours to the courses?.

Feed Back	No. of responses	Percentage	Cumulative %
Excellent	10	38	38
Very Good	8	31	69
Good	4	15	84
Satisfactory	4	15	100
Total	26		



3. How do you rate the Teachers information about your expected competencies, course outcomes and programme outcomes.

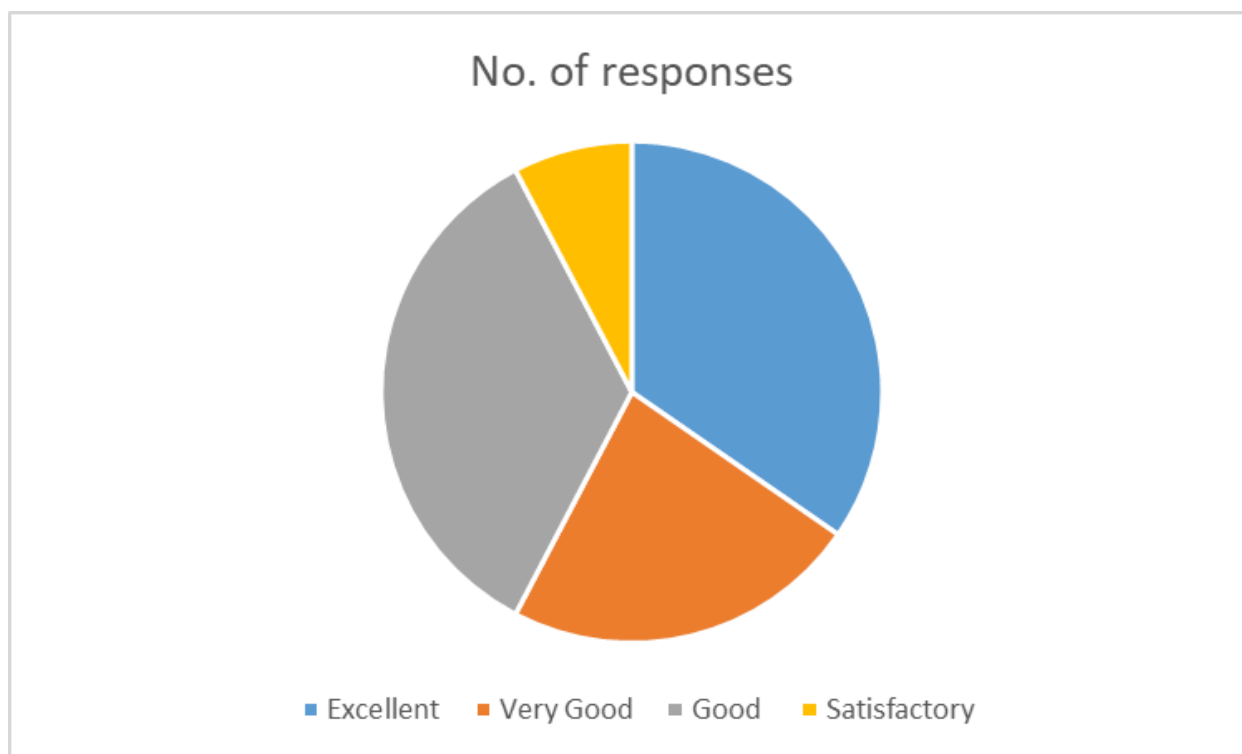
Feed Back	No. of responses	Percentage	Cumulative %
Excellent	11	42	42
Very Good	10	38	80
Good	4	15	96
Satisfactory	1	4	100
Total	26	100	



4. How do you rate the syllabus of the courses that you have studied in related to the expected competencies of the courses.

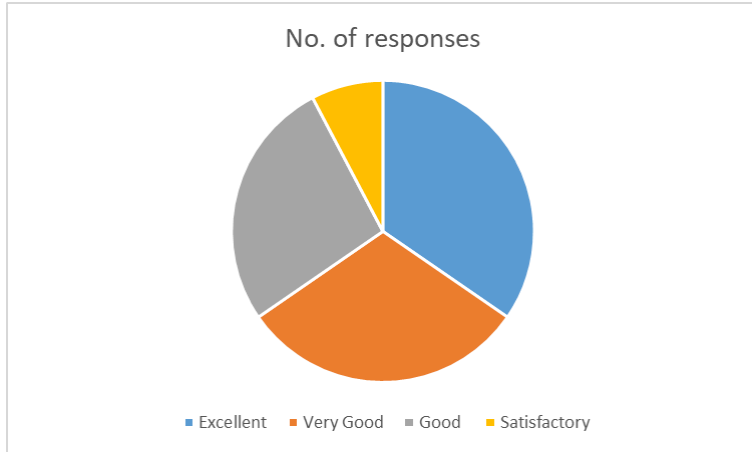
Feed Back	No. of responses	Percentage	Cumulative %
Excellent	9	35	35
Very Good	6	23	58
Good	9	35	93
Satisfactory	2	8	100

Total	26	100	
-------	----	-----	--



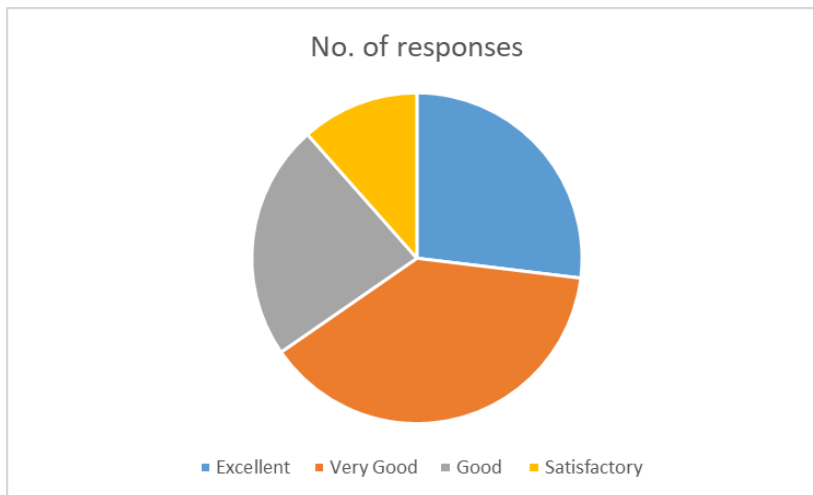
5. How do you rate the sequence of the Courses that you have studied in the programme?

Feed Back	No. of responses	Percentage	Cumulative %
Excellent	9	35	35
Very Good	8	31	66
Good	7	27	93
Satisfactory	2	8	100
Total	26	100	



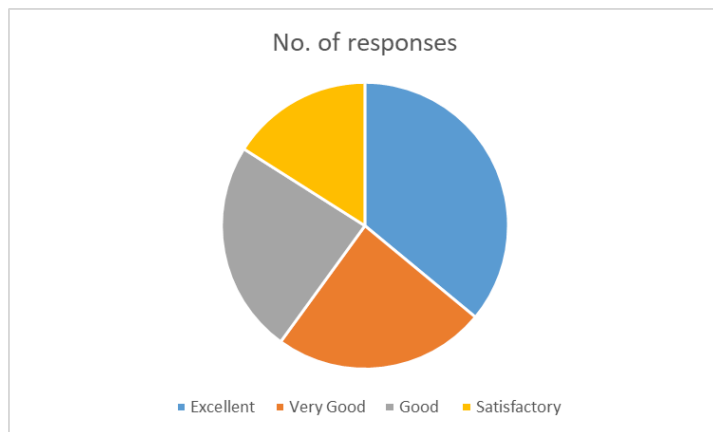
6. How do you rate the unitization of the courses

Feed Back	No. of responses	Percentage	Cumulative %
Excellent	7	27	27
Very Good	10	38	65
Good	6	23	89
Satisfactory	3	12	100
Total	26	100	



7. How interesting and engaging is the content of your courses

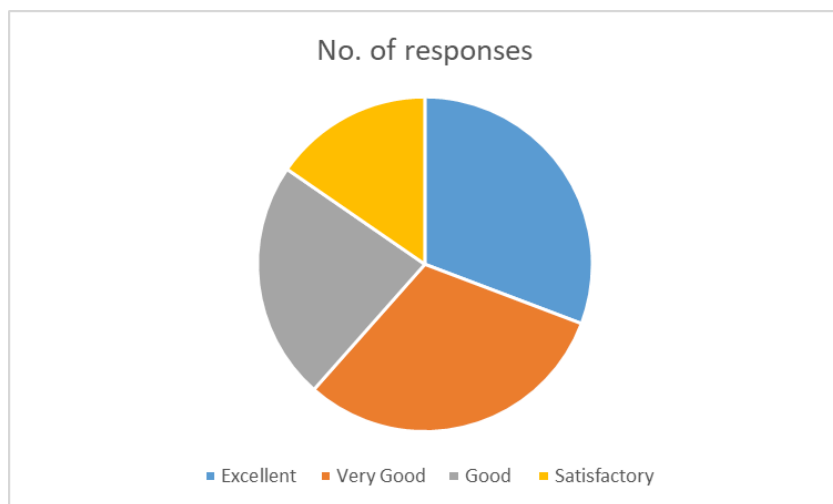
Feed Back	No. of responses	Percentage	Cumulative %
Excellent	9	35	35
Very Good	6	23	50
Good	6	23	73
Satisfactory	4	15	100
Total	26	100	



8. How do you rate the relevance of the syllabus of each course to the recent trends and developments?

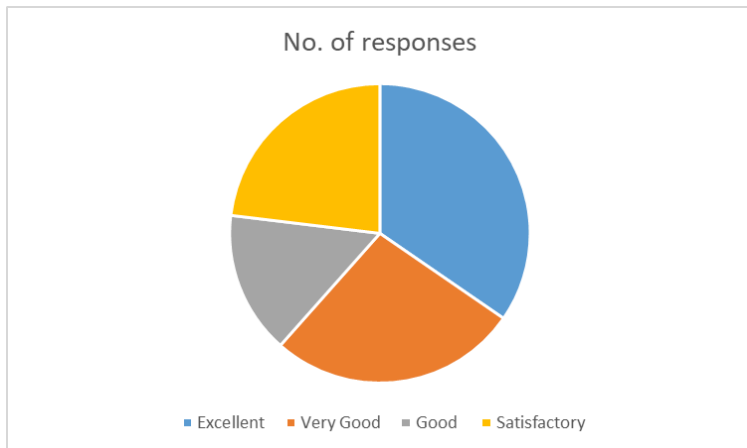
Feed Back	No. of responses	Percentage	Cumulative %
Excellent	8	31	31
Very Good	8	31	62
Good	6	23	85
Satisfactory	4	15	100

Total	26	100	
-------	----	-----	--



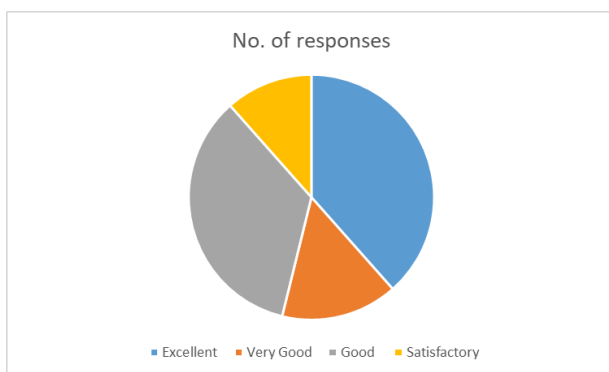
9. How do you rate the learning resources that are available in the college (Library, Lab, ICT Provisions and others)?

Feed Back	No. of responses	Percentage	Cumulative %
Excellent	9	35	35
Very Good	7	27	62
Good	4	15	77
Satisfactory	6	23	100
Total	26	100	



10. Rate the Practical component incorporated in the curriculum.

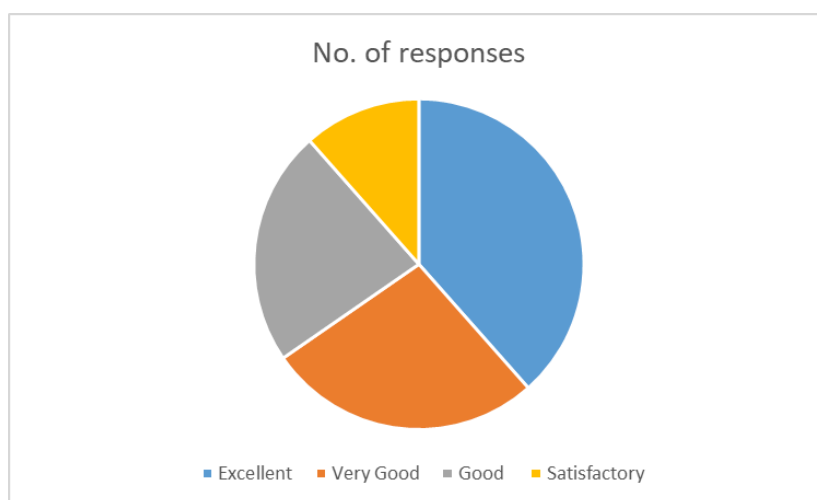
Feed Back	No. of responses	Percentage	Cumulative %
Excellent	10	38	38
Very Good	4	15	53
Good	9	35	88
Satisfactory	3	12	100
Total	26	100	



11. How do you rate the relevance of the electives to the specialization.

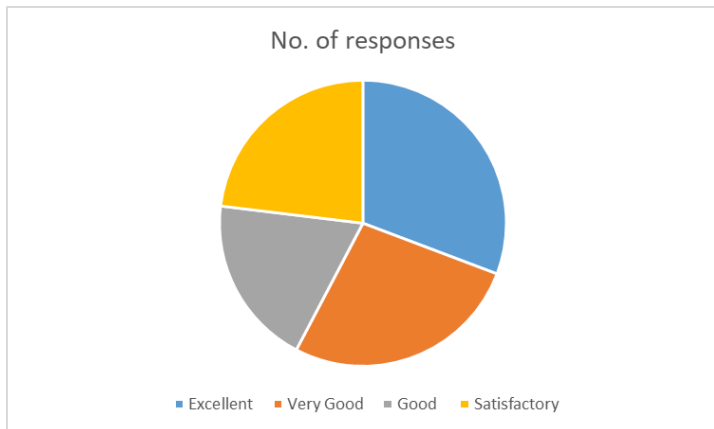
Feed Back	No. of	Percentage	Cumulative %
-----------	--------	------------	--------------

	responses		
Excellent	10	38	38
Very Good	7	27	65
Good	6	23	88
Satisfactory	3	12	100
Total	26	100	



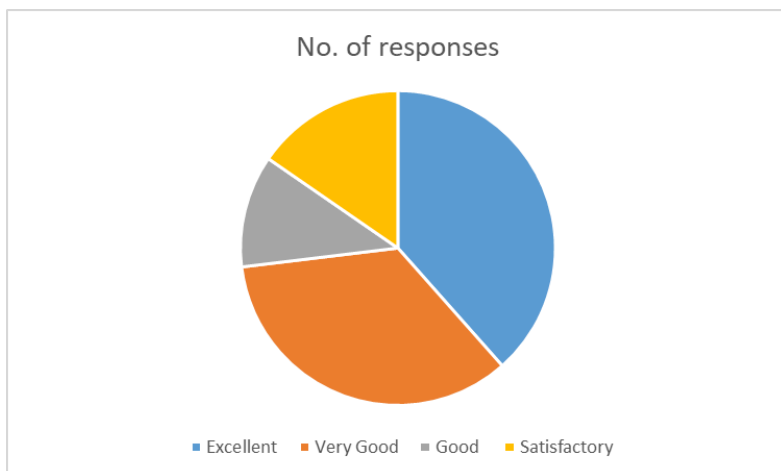
12. Rate the Curriculum Contribution towards projects and research

Feed Back	No. of responses	Percentage	Cumulative %
Excellent	8	31	31
Very Good	7	27	58
Good	5	19	77
Satisfactory	6	23	100
Total	26	100	



13. Infrastructural facilities such as Classrooms , Library and Labs with required software and hardware are available in department for smooth academic progress

Feed Back	No. of responses	Percentage	Cumulative %
Excellent	10	38	38
Very Good	9	32	73
Good	3	12	84
Satisfactory	4	15	100
Total	26	100	



14. How effective do you find the teaching methods used in your courses?

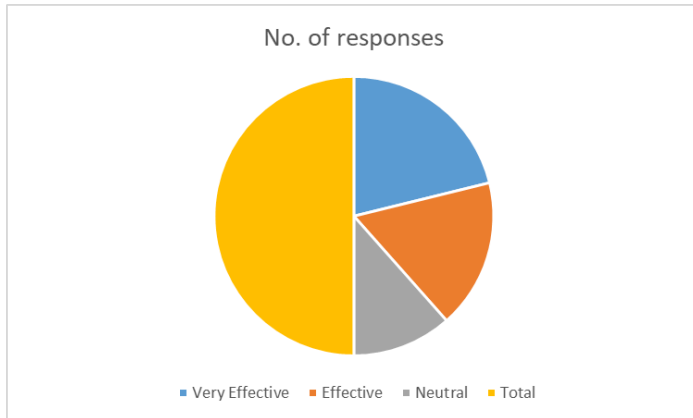
Feed Back	No. of	Percentage	Cumulative %
-----------	--------	------------	--------------

	responses		
Very effective	9	35	35
Effective	11	42	77
Neutral	6	23	100
Ineffective			100
Total	26	100	



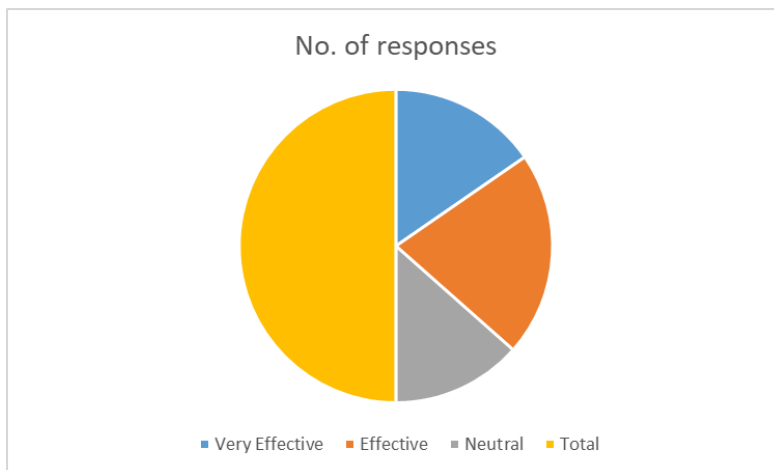
15. How satisfied are you with the curriculum provided.

Feed Back	No. of responses	Percentage	Cumulative %
Very satisfied	11	42	42
Satisfied	9	35	77
neutral	6	23	100
Total	26	100	



16. Do you feel that the curriculum is flexible enough to accommodate different learning styles and preferences?

Feed Back	No. of responses	Percentage	Cumulative %
Very flexible	8	31	31
Flexible	11	42	73
Neutral	7	27	100
Total	26	100	



Comments

-
- ❖ better infrastructure and more research projects to gain practical knowledge
 - ❖ Do organise field trips for the students.

- ❖ try to make more practical sessions in college
- ❖ Should improve in programs

Dr. Y. Reddy



Principal
JOSEPH'S DEGREE & P.G. COLLEGE
King Koti Road, HYDERABAD-29