



ST. JOSEPH'S DEGREE & PG COLLEGE
(Autonomous), Affiliated to Osmania University
Re-accredited by NAAC (3rd Cycle)
King Koti Road, Hyderabad

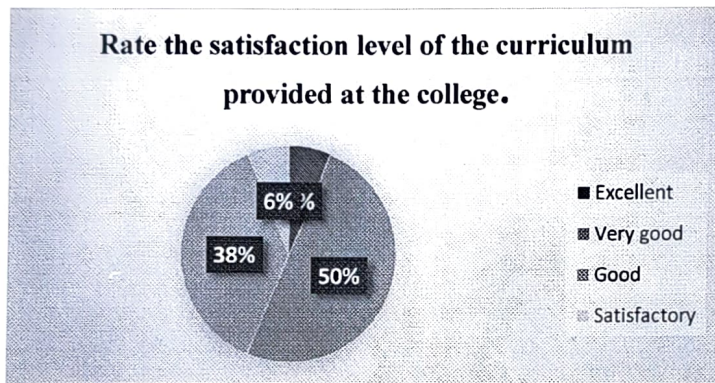
Parent Feedback					
Programme: BA JPE					
Academic year-2023-24					
S. No	Question	Excellent	Very Good	Good	Satisfactory
1	Rate the satisfaction level of the curriculum provided at the college.	1	6	8	1
2	How do you rate the Program in terms of its relevance to the latest trends in the job market?	1	1	9	5
3	Rate how well the curriculum prepares students with the practical skills required in the industry?	2	4	9	1
4	Does the curriculum adequately address current industry trends and emerging technologies?	1	7	5	3
5	Rate the Infrastructural facilities available for teaching and learning curriculum.	1	5	8	2
6	How do you rate the Teaching and Learning strategies by faculty?	1	3	9	3
7	Rate your student/ward progress in academics?	3	6	7	0
8	How engaged do you feel your child is with the curriculum and learning activities?	1	6	7	2
9	How do you rate the college Initiatives in getting placements for your ward?	1	1	10	4
10	How do you rate the transformation of your ward after the completion of the Programme?	1	8	6	1

Excellent 8%
Very good 29%

Good 39%
Satisfactory 14%

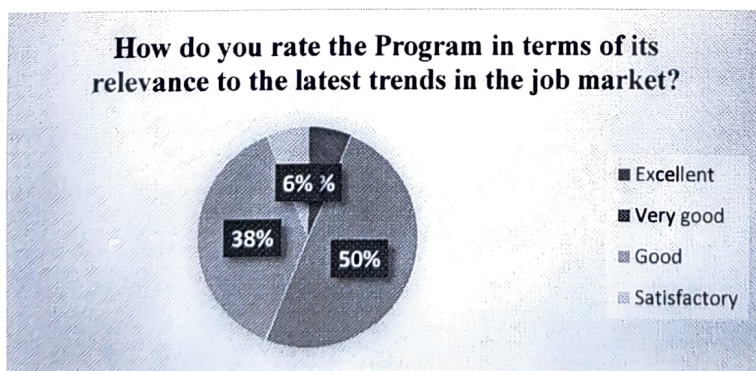
1. Rate the satisfaction level of the curriculum provided at the college.

Feedback	No. of Responses	Percentage	Cumulative Percentage
Excellent	1	6	6
Very good	6	38	44
Good	8	50	94
Satisfactory	1	6	100



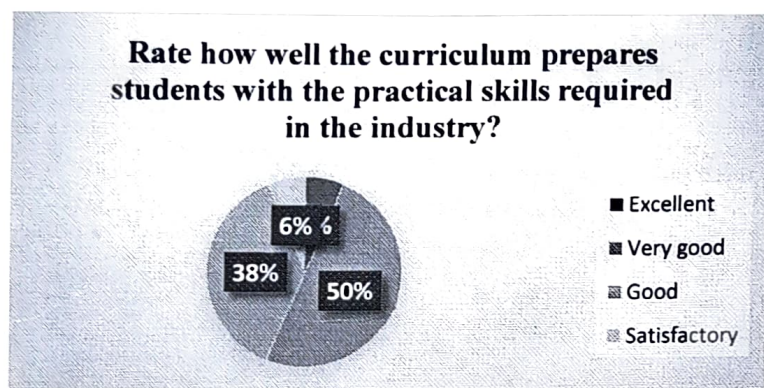
2. How do you rate the Program in terms of its relevance to the latest trends in the job market?

Feedback	No. of Responses	Percentage	Cumulative Percentage
Excellent	1	7	7
Very good	1	6	13
Good	9	56	69
Satisfactory	5	31	100



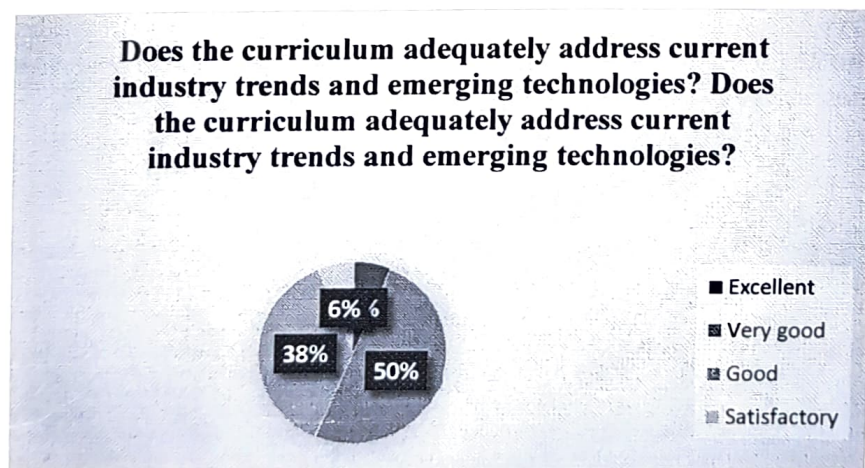
3. Rate how well the curriculum prepares students with the practical skills required in the industry?

Feedback	No. of Responses	Percentage	Cumulative Percentage
Excellent	2	13	
Very good	4	25	
Good	9	56	
Satisfactory	1	6	



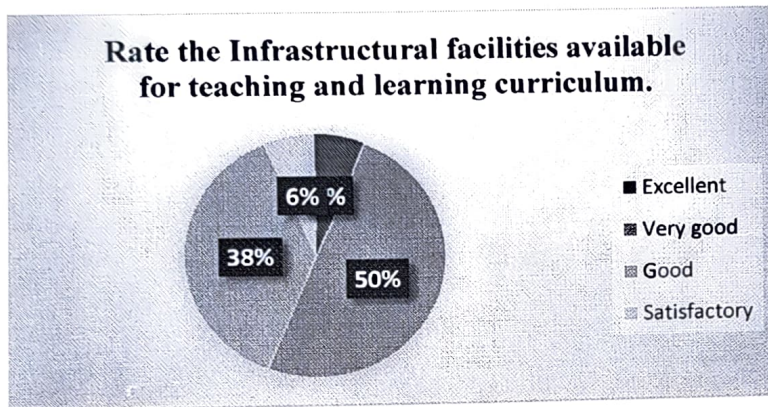
4. Does the curriculum adequately address current industry trends and emerging technologies?

Feedback	No. of Responses	Percentage	Cumulative Percentage
Excellent	1	6	6
Very good	7	44	50
Good	5	31	81
Satisfactory	3	19	100



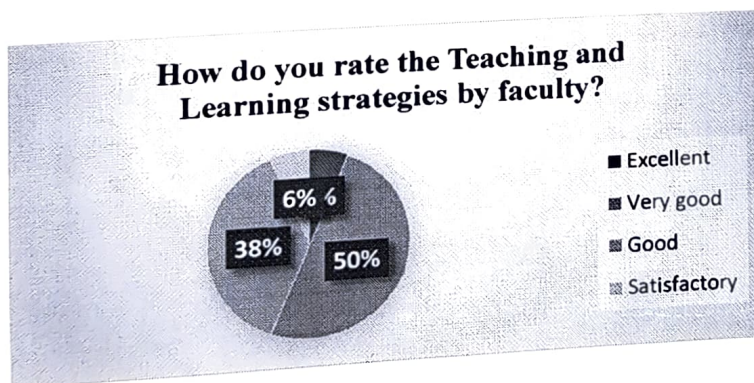
5. Rate the Infrastructural facilities available for teaching and learning curriculum.

Feedback	No. of Responses	Percentage	Cumulative Percentage
Excellent	1	6	
Very good	5	31	
Good	8	50	
Satisfactory	2	13	



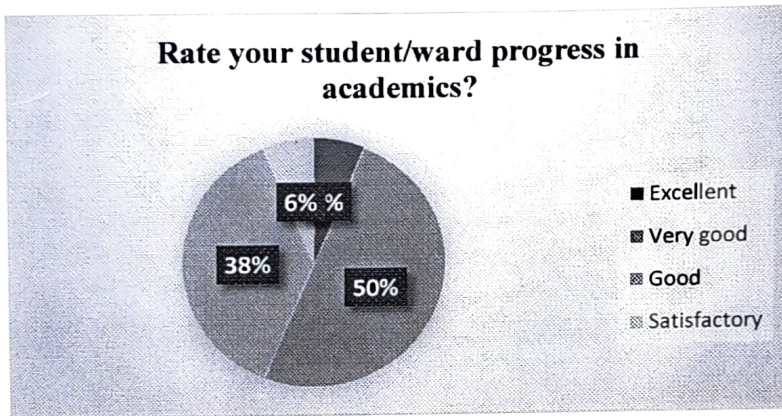
6. How do you rate the Teaching and Learning strategies by faculty?

Feedback	No. of Responses	Percentage	Cumulative Percentage
Excellent	1	6	6
Very good	3	19	25
Good	9	56	81
Satisfactory	3	19	100



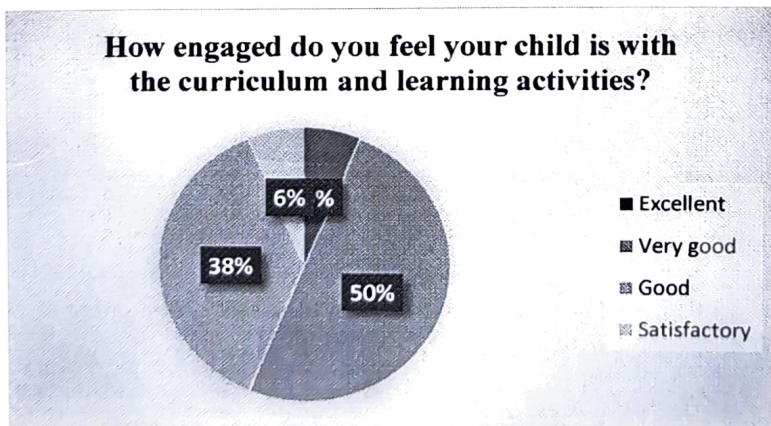
7 Rate your student/ward progress in academics?

Feedback	No. of Responses	Percentage	Cumulative Percentage
Excellent	3	19	19
Very good	6	37	56
Good	7	44	100
Satisfactory	0	0	100



8. How engaged do you feel your child is with the curriculum and learning activities?

Feedback	No. of Responses	Percentage	Cumulative Percentage
Excellent	1	6	6
Very good	6	37	43
Good	7	44	87
Satisfactory	2	13	100



[Handwritten Signature]
Principal

